

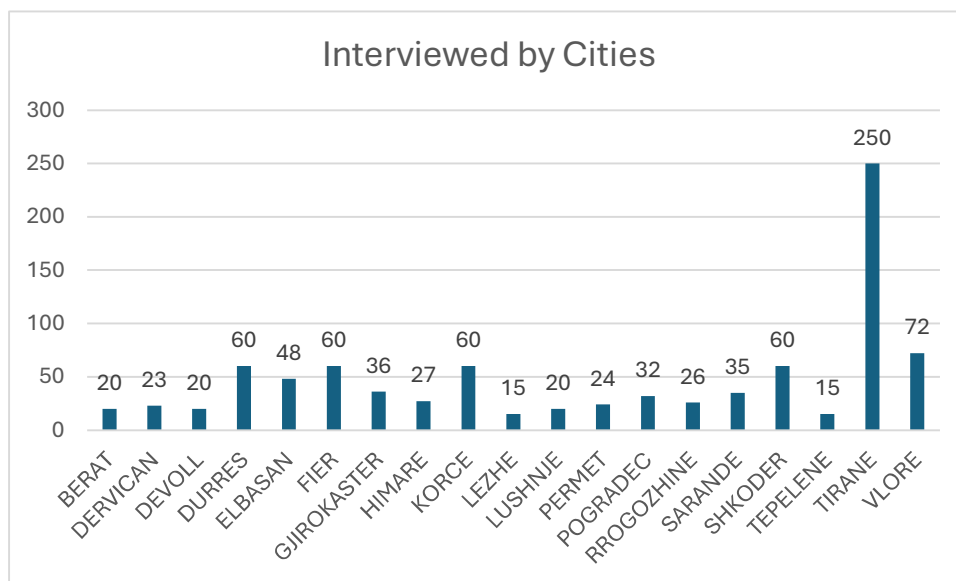
Survey

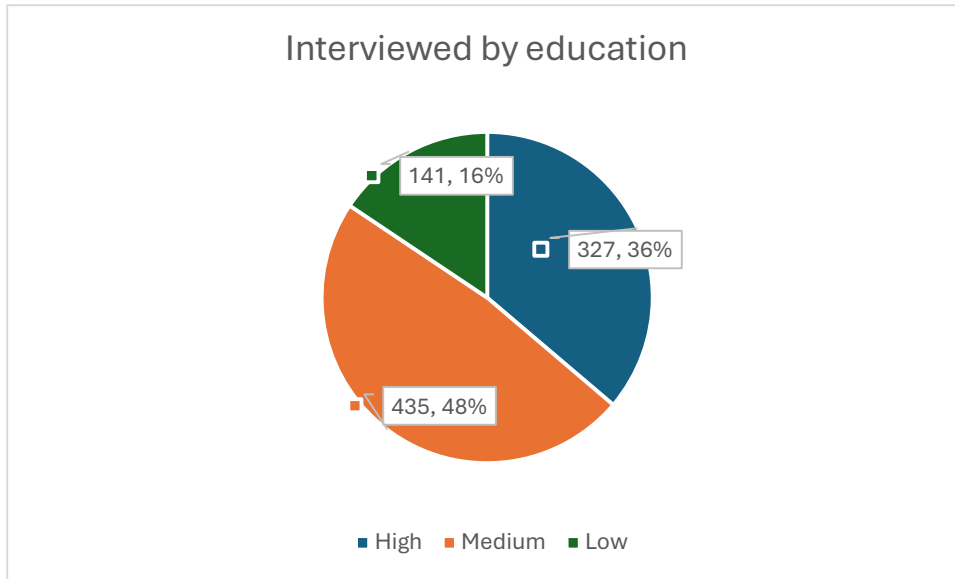
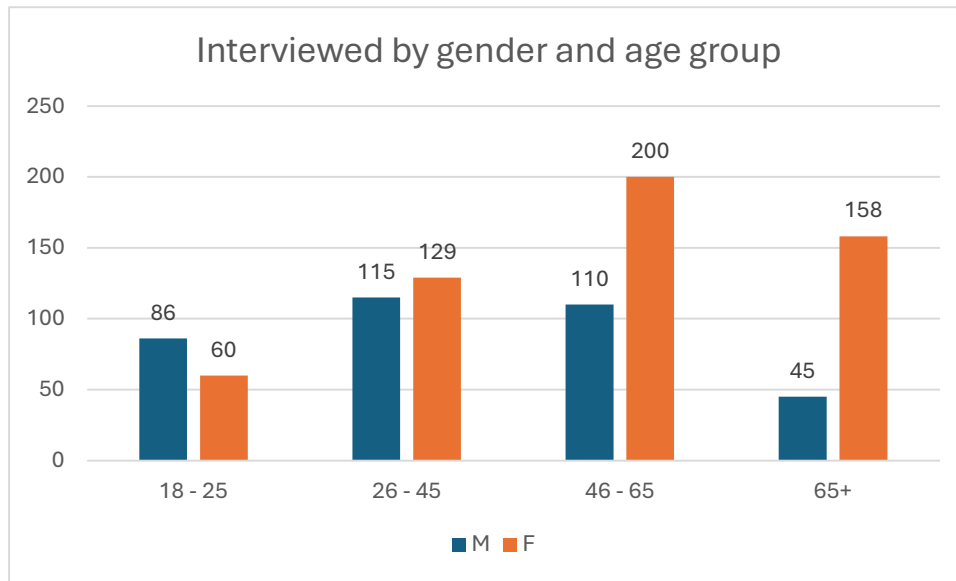
Albanian-Greek Relations

Albanian Public Opinion towards Greece and Greeks

Tirana, 1st of December, 2024

The survey on Albanian public opinion towards Greeks, Greece, and Albanian - Greek relations carried out by the *Albanian Center for Good Governance* from 1 – 7 November 2024

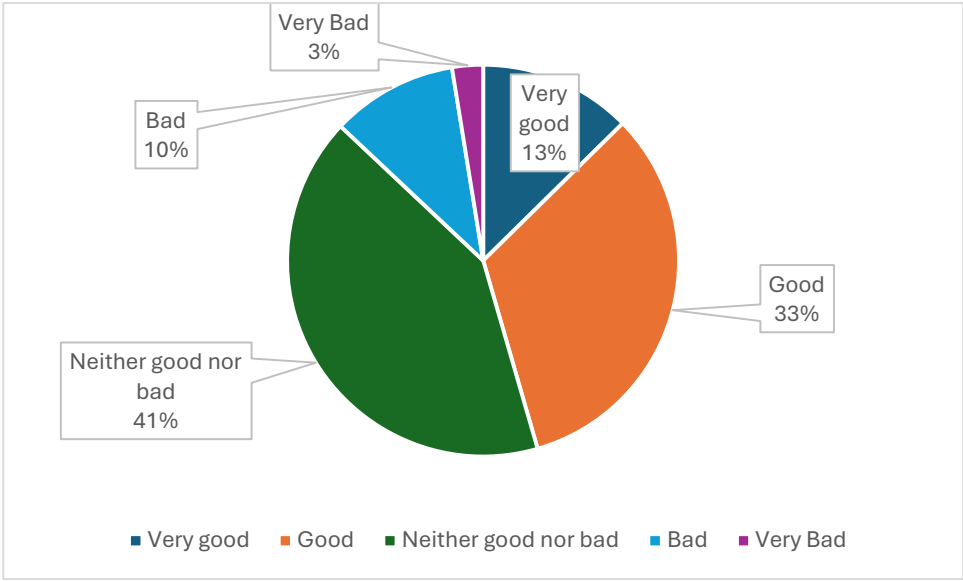




1. Today, you would say that our country's relations with Greece are ...

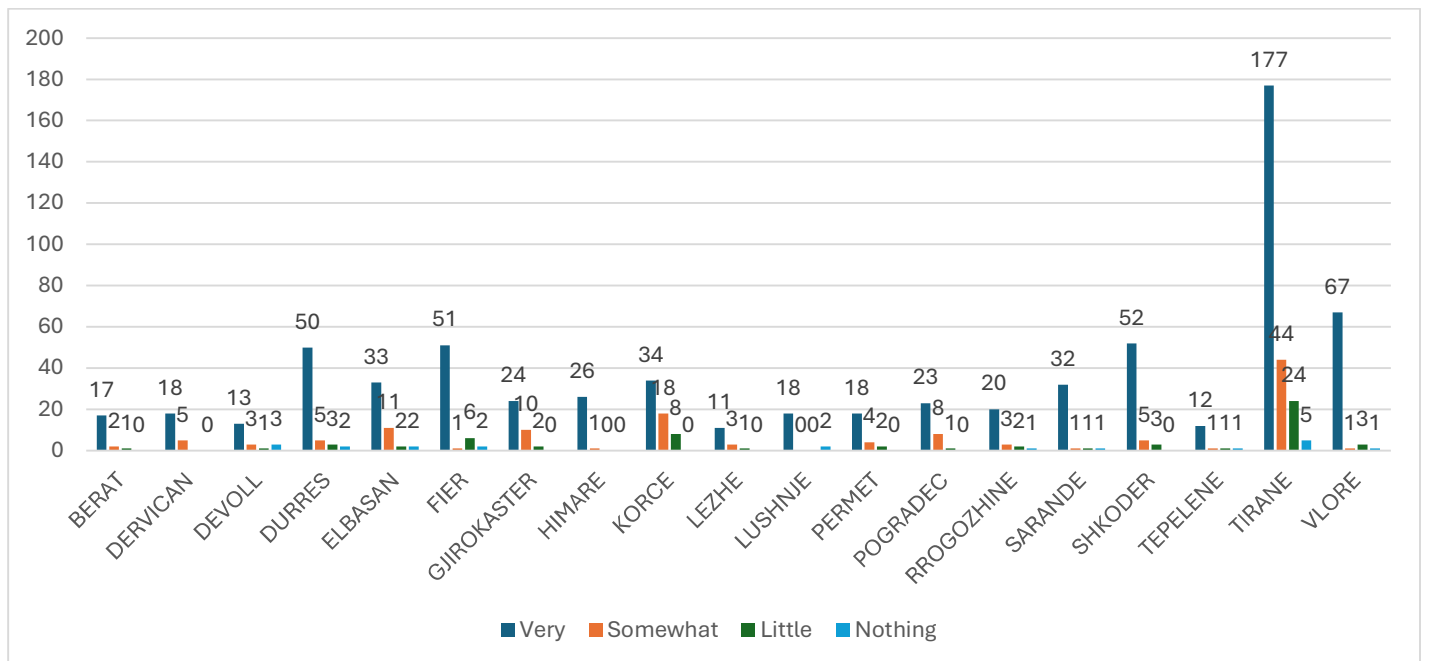
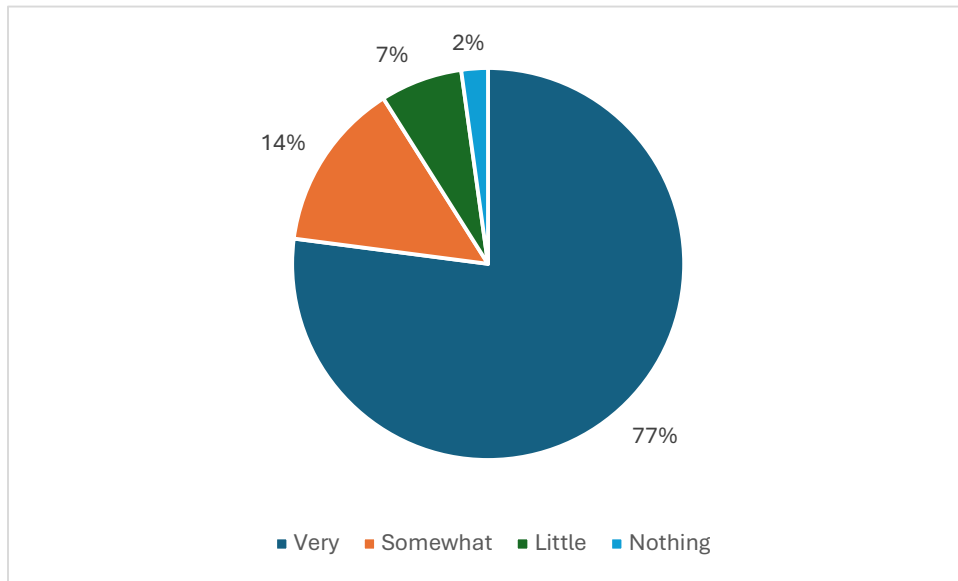
	VERY GOOD	GOOD	NEITHER GOOD NOR BAD	BAD	VERY BAD	VERY GOOD %	GOOD %	NEITHER GOOD NOR BAD %	BAD %	VERY BAD %
	114	297	375	94	23	12.62%	32.89%	41.53%	10.41%	2.55%
CITY										
BERAT	2	5	9	2	2	10.00%	25.00%	45.00%	10.00%	10.00%
DERVICAN	11	6	5	1	0	47.83%	26.09%	21.74%	4.35%	0.00%
DEVOLL	1	6	10	2	1	5.00%	30.00%	50.00%	10.00%	5.00%

DURRES	8	20	27	3	2	13.33%	33.33%	45.00%	5.00%	3.33%
ELBASAN	4	14	24	6	0	8.33%	29.17%	50.00%	12.50%	0.00%
FIER	10	17	20	12	1	16.67%	28.33%	33.33%	20.00%	1.67%
GJIROKASTER	10	19	6	1	0	27.78%	52.78%	16.67%	2.78%	0.00%
HIMARE	6	13	4	3	1	22.22%	48.15%	14.81%	11.11%	3.70%
KORCE	6	14	36	4	0	10.00%	23.33%	60.00%	6.67%	0.00%
LEZHE	2	2	8	3	0	13.33%	13.33%	53.33%	20.00%	0.00%
LUSHNJE	2	4	11	2	1	10.00%	20.00%	55.00%	10.00%	5.00%
PERMET	5	12	6	1	0	20.83%	50.00%	25.00%	4.17%	0.00%
POGRADEC	2	10	14	4	2	6.25%	31.25%	43.75%	12.50%	6.25%
RROGOZHINE	5	2	17	2	0	19.23%	7.69%	65.38%	7.69%	0.00%
SARANDE	4	15	11	3	2	11.43%	42.86%	31.43%	8.57%	5.71%
SHKODER	3	16	31	9	1	5.00%	26.67%	51.67%	15.00%	1.67%
TEPELENE	2	3	7	3	0	13.33%	20.00%	46.67%	20.00%	0.00%
TIRANE	27	96	98	26	3	10.80%	38.40%	39.20%	10.40%	1.20%
VLORE	4	23	31	7	7	5.56%	31.94%	43.06%	9.72%	9.72%
GENDER										
F	46	131	151	24	4	12.92%	36.80%	42.42%	6.74%	1.12%
M	68	166	224	70	19	12.43%	30.35%	40.95%	12.80%	3.47%
MOSHA										
18 - 25	18	56	57	10	5	12.33%	38.36%	39.04%	6.85%	3.42%
26 - 45	27	81	105	22	9	11.07%	33.20%	43.03%	9.02%	3.69%
46 - 65	34	92	139	41	4	10.97%	29.68%	44.84%	13.23%	1.29%
65+	35	68	74	21	5	17.24%	33.50%	36.45%	10.34%	2.46%
EDUCATION										
HIGH	30	117	138	31	11	9.17%	35.78%	42.20%	9.48%	3.36%
MEDIUM	54	143	181	47	10	12.41%	32.87%	41.61%	10.80%	2.30%
LOW	30	37	56	16	2	21.28%	26.24%	39.72%	11.35%	1.42%



2. How important is to maintain good relations with Greece ...?

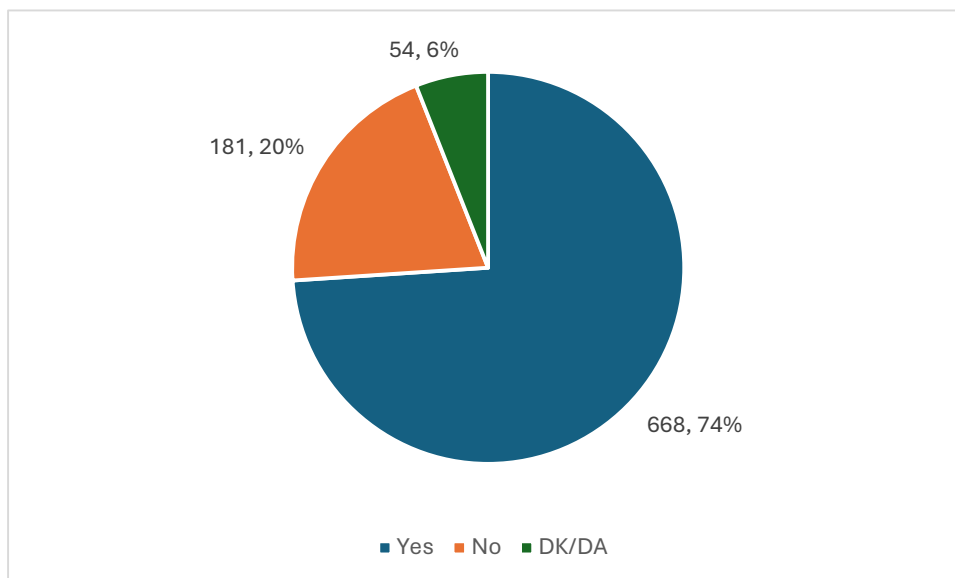
	VERY	SOMEWHAT	LITTLE	NOTHING	VERY %	SOMEWHAT %	LITTLE %	NOTHING %
	696	126	61	20	77.08%	13.95%	6.76%	2.21%
CITY								
BERAT	17	2	1	0	85.00%	10.00%	5.00%	0.00%
DERVICAN	18	5		0	78.26%	21.74%	0.00%	0.00%
DEVOLL	13	3	1	3	65.00%	15.00%	5.00%	15.00%
DURRES	50	5	3	2	83.33%	8.33%	5.00%	3.33%
ELBASAN	33	11	2	2	68.75%	22.92%	4.17%	4.17%
FIER	51	1	6	2	85.00%	1.67%	10.00%	3.33%
GJIROKASTER	24	10	2	0	66.67%	27.78%	5.56%	0.00%
HIMARE	26	1	0	0	96.30%	3.70%	0.00%	0.00%
KORCE	34	18	8	0	56.67%	30.00%	13.33%	0.00%
LEZHE	11	3	1	0	73.33%	20.00%	6.67%	0.00%
LUSHNJE	18		0	2	90.00%	0.00%	0.00%	10.00%
PERMET	18	4	2	0	75.00%	16.67%	8.33%	0.00%
POGRADEC	23	8	1	0	71.88%	25.00%	3.13%	0.00%
RROGOZHINE	20	3	2	1	76.92%	11.54%	7.69%	3.85%
SARANDE	32	1	1	1	91.43%	2.86%	2.86%	2.86%
SHKODER	52	5	3	0	86.67%	8.33%	5.00%	0.00%
TEPELENE	12	1	1	1	80.00%	6.67%	6.67%	6.67%
TIRANE	177	44	24	5	70.80%	17.60%	9.60%	2.00%
VLORE	67	1	3	1	93.06%	1.39%	4.17%	1.39%
GENDER								
F	265	60	29	2	74.44%	16.85%	8.15%	0.56%
M	431	66	32	18	78.79%	12.07%	5.85%	3.29%
MOSHA								
18 - 25	86	41	14	5	58.90%	28.08%	9.59%	3.42%
26 - 45	184	32	24	4	75.41%	13.11%	9.84%	1.64%
46 - 65	252	34	19	5	81.29%	10.97%	6.13%	1.61%
65+	174	19	4	6	85.71%	9.36%	1.97%	2.96%
EDUCATION								
HIGH	246	54	22	5	75.23%	16.51%	6.73%	1.53%
MEDIUM	341	55	27	12	78.39%	12.64%	6.21%	2.76%
LOW	109	17	12	3	77.30%	12.06%	8.51%	2.13%



3. Have you, personally, heard anything about the Chams and their properties in Greece?

	YES	NO	ND/NP	YES %	NO %	ND/NP %
	668	181	54	73.98%	20.04%	5.98%
CITY						
BERAT	20	0	0	100.00%	0.00%	0.00%
DERVICAN	18	4	1	78.26%	17.39%	4.35%
DEVOLL	15	4	1	75.00%	20.00%	5.00%
DURRES	48	7	5	80.00%	11.67%	8.33%
ELBASAN	26	21	1	54.17%	43.75%	2.08%
FIER	45	8	7	75.00%	13.33%	11.67%
GJIROKASTER	18	17	1	50.00%	47.22%	2.78%
HIMARE	23	2	2	85.19%	7.41%	7.41%
KORCE	41	16	3	68.33%	26.67%	5.00%
LEZHE	8	5	2	53.33%	33.33%	13.33%
LUSHNJE	16	3	1	80.00%	15.00%	5.00%
PERMET	10	12	2	41.67%	50.00%	8.33%
POGRADEC	21	10	1	65.63%	31.25%	3.13%
RROGOZHINE	19	5	2	73.08%	19.23%	7.69%
SARANDE	30	5	0	85.71%	14.29%	0.00%
SHKODER	45	15	0	75.00%	25.00%	0.00%
TEPELENE	15	0	0	100.00%	0.00%	0.00%
TIRANE	183	43	24	73.20%	17.20%	9.60%
VLORE	67	4	1	93.06%	5.56%	1.39%
GENDER						
F	232	97	27	65.17%	27.25%	7.58%

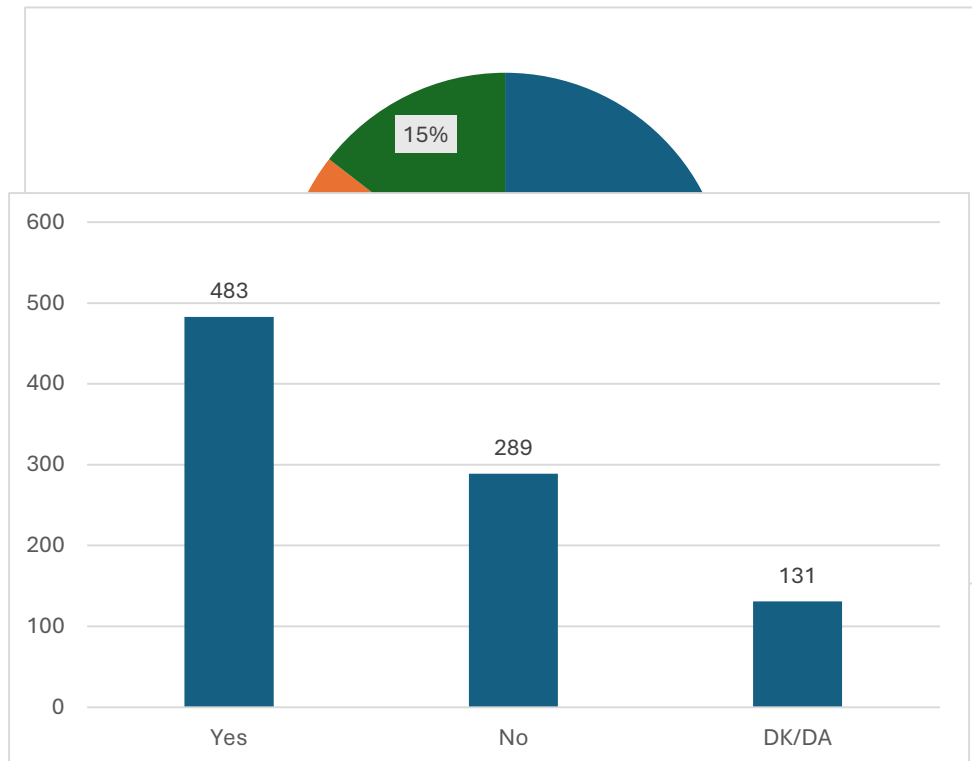
M	436	84	27	79.71%	15.36%	4.94%
MOSHA						
18 - 25	88	49	9	60.27%	33.56%	6.16%
26 - 45	177	50	17	72.54%	20.49%	6.97%
46 - 65	237	52	21	76.45%	16.77%	6.77%
65+	166	30	7	81.77%	14.78%	3.45%
EDUCATION						
HIGH	248	61	18	75.84%	18.65%	5.50%
MEDIUM	325	88	22	74.71%	20.23%	5.06%
LOW	95	32	14	67.38%	22.70%	9.93%



4. Do you consider the Cham case as an obstacle to the Greek – Albanian relations?

	YES	NO	ND/NP	YES %	NO %	ND/NP %
	483	289	131	53.49%	32.00%	14.51%
CITY						
BERAT	17	2	1	85.00%	10.00%	5.00%
DERVICAN	3	16	4	13.04%	69.57%	17.39%
DEVOLL	5	7	8	25.00%	35.00%	40.00%
DURRES	34	11	15	56.67%	18.33%	25.00%
ELBASAN	21	20	7	43.75%	41.67%	14.58%
FIER	41	4	15	68.33%	6.67%	25.00%
GJIROKASTER	8	22	6	22.22%	61.11%	16.67%
HIMARE	11	14	2	40.74%	51.85%	7.41%
KORCE	43	13	4	71.67%	21.67%	6.67%
LEZHE	7	7	1	46.67%	46.67%	6.67%
LUSHNJE	15	2	3	75.00%	10.00%	15.00%
PERMET	5	16	3	20.83%	66.67%	12.50%
POGRADEC	14	13	5	43.75%	40.63%	15.63%
RROGOZHINE	15	7	4	57.69%	26.92%	15.38%
SARANDE	24	8	3	68.57%	22.86%	8.57%

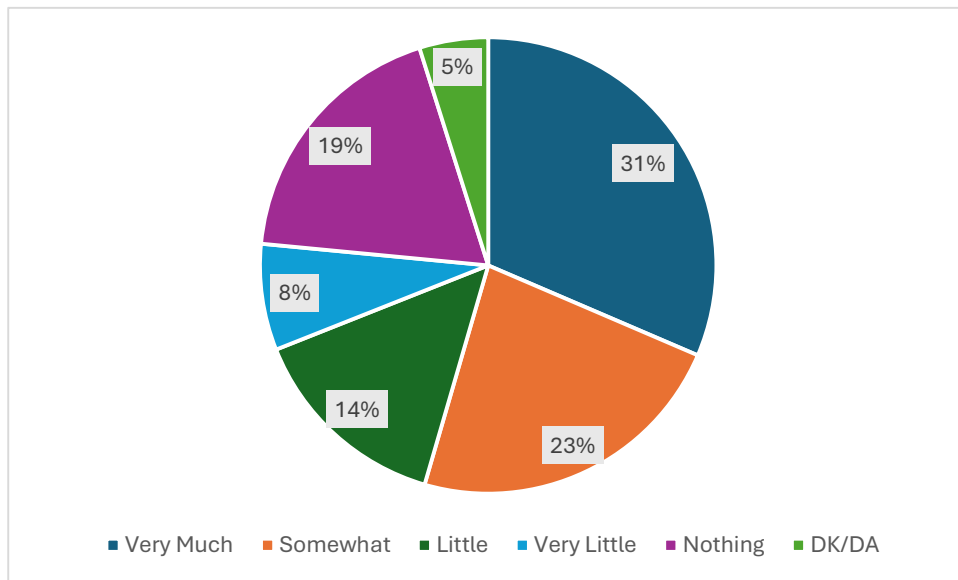
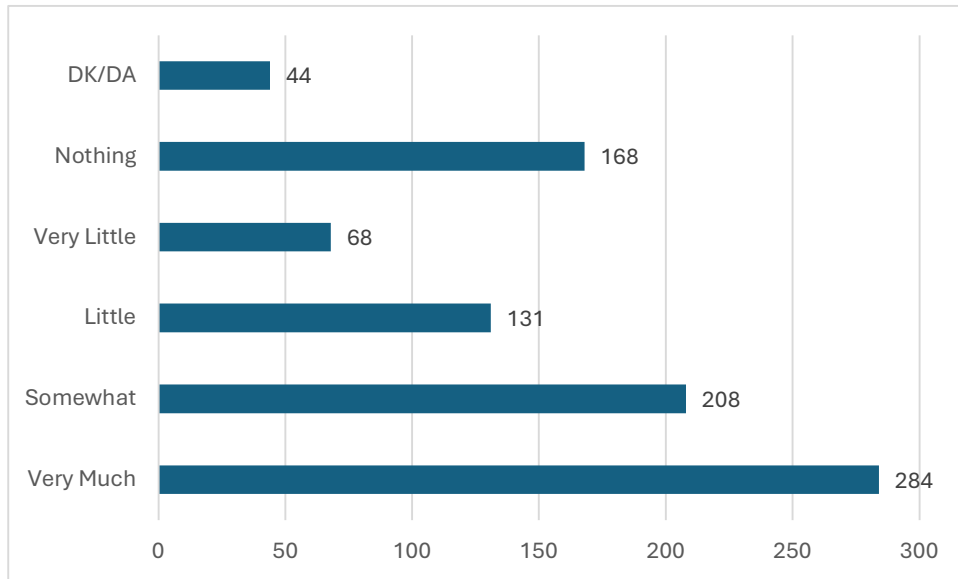
SHKODER	37	18	5	61.67%	30.00%	8.33%
TEPELENE	12	2	1	80.00%	13.33%	6.67%
TIRANE	121	87	42	48.40%	34.80%	16.80%
VLORE	50	20	2	69.44%	27.78%	2.78%
GENDER						
F	151	144	61	42.42%	40.45%	17.13%
M	332	145	70	60.69%	26.51%	12.80%
MOSHA						
18 - 25	63	52	31	43.15%	35.62%	21.23%
26 - 45	116	81	47	47.54%	33.20%	19.26%
46 - 65	175	103	32	56.45%	33.23%	10.32%
65+	129	53	21	63.55%	26.11%	10.34%
EDUCATION						
HIGH	185	99	43	56.57%	30.28%	13.15%
MEDIUM	233	136	66	53.56%	31.26%	15.17%
LOW	65	54	22	46.10%	38.30%	15.60%



5. How much informed would say you are about issues related to Northern Epirus...?

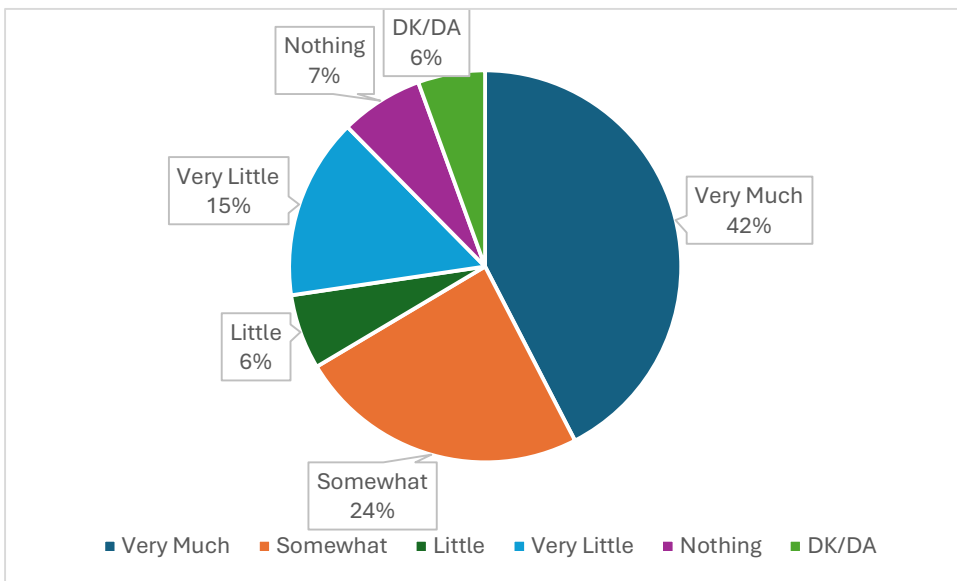
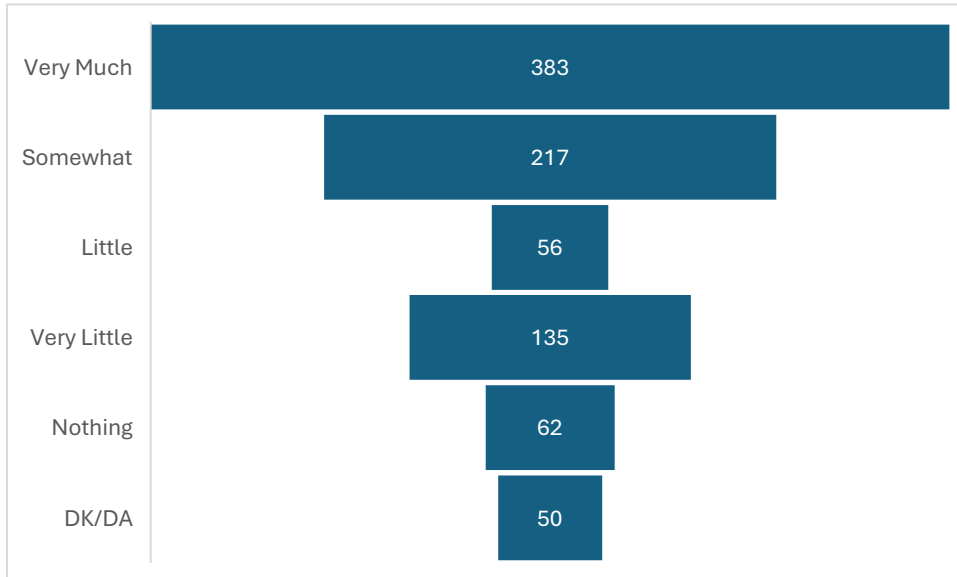
	VERY MUCH	SOMEWHAT	LITTLE	VERY LITTLE	NOTHING	DK/DA	VERY MUCH %	SOMEWHAT %	LITTLE%	VERY LITTLE%	NOTHING%	DK/DA%
	284	208	131	68	168	44	31.45%	23.03%	7.53%	14.51%	18.60%	4.87%
CITY												
BERAT	6	4	4	1	5	0	30.00%	20.00%	5.00%	20.00%	25.00%	0.00%
DERVICAN	13	7	0	1	1	1	56.52%	30.43%	4.35%	0.00%	4.35%	4.35%
DEVOLL	5	1	1	1	3	9	25.00%	5.00%	5.00%	5.00%	15.00%	45.00%
DURRES	15	9	16	6	14	0	25.00%	15.00%	10.00%	26.67%	23.33%	0.00%

ELBASAN	17	17	3	2	7	2	35.42%	35.42%	4.17%	6.25%	14.58%	4.17%
FIER	21	4	11	1	20	3	35.00%	6.67%	1.67%	18.33%	33.33%	5.00%
GJIROKASTER	9	9	2	4	6	6	25.00%	25.00%	11.11%	5.56%	16.67%	16.67%
HIMARE	15	3	2	0	7	0	55.56%	11.11%	0.00%	7.41%	25.93%	0.00%
KORCE	8	31	12	2	6	1	13.33%	51.67%	3.33%	20.00%	10.00%	1.67%
LEZHE	2	4	1	0	8	0	13.33%	26.67%	0.00%	6.67%	53.33%	0.00%
LUSHNJE	4	2	6	2	6	0	20.00%	10.00%	10.00%	30.00%	30.00%	0.00%
PERMET	3	13	2	1	3	2	12.50%	54.17%	4.17%	8.33%	12.50%	8.33%
POGRADEC	14	3	4	4	4	3	43.75%	9.38%	12.50%	12.50%	12.50%	9.38%
RROGOZHINE	9	7	0	0	10	0	34.62%	26.92%	0.00%	0.00%	38.46%	0.00%
SARANDE	18	6	3	0	8	0	51.43%	17.14%	0.00%	8.57%	22.86%	0.00%
SHKODER	17	15	8	6	14	0	28.33%	25.00%	10.00%	13.33%	23.33%	0.00%
TEPELENE	9	2	2	0	2	0	60.00%	13.33%	0.00%	13.33%	13.33%	0.00%
TIRANE	67	55	49	33	33	13	26.80%	22.00%	13.20%	19.60%	13.20%	5.20%
VLORE	32	16	5	4	11	4	44.44%	22.22%	5.56%	6.94%	15.28%	5.56%
GENDER												
F	77	92	61	40	72	14	21.63%	25.84%	11.24%	17.13%	20.22%	3.93%
M	207	116	70	28	96	30	37.84%	21.21%	5.12%	12.80%	17.55%	5.48%
MOSHA												
18 - 25	18	35	27	17	37	12	12.33%	23.97%	11.64%	18.49%	25.34%	8.22%
26 - 45	62	59	36	23	50	14	25.41%	24.18%	9.43%	14.75%	20.49%	5.74%
46 - 65	113	67	41	22	55	12	36.45%	21.61%	7.10%	13.23%	17.74%	3.87%
65+	91	47	27	6	26	6	44.83%	23.15%	2.96%	13.30%	12.81%	2.96%
EDUCATION												
HIGH	105	74	53	32	52	11	32.11%	22.63%	9.79%	16.21%	15.90%	3.36%
MEDIUM	140	103	59	27	84	22	32.18%	23.68%	6.21%	13.56%	19.31%	5.06%
LOW	39	31	19	9	32	11	27.66%	21.99%	6.38%	13.48%	22.70%	7.80%



6. One of the Greek-Albanian open issues was the so-called “Beleri case”. How well informed are you about this case ...?

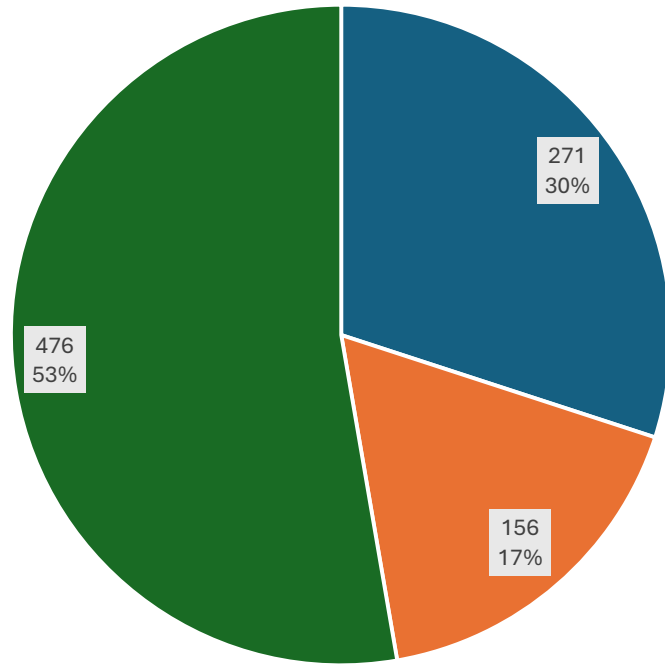
	VERY MUCH	SOMEWHAT	LITTLE	VERY LITTLE	NA	DK/DA	VERY MUCH %	SOMEWHAT %	LITTLE %	VERY LITTLE %	NA %	DK/DA %
	383	217	56	135	62	50	42.41%	24.03%	6.20%	14.95%	6.87%	5.54%
CITY												
BERAT	11	3	2	1	2	1	55.00%	15.00%	10.00%	5.00%	10.00%	5.00%
DERVICAN	18	2	0	2	0	1	78.26%	8.70%	0.00%	8.70%	0.00%	4.35%
DEVOLL	9	3	0	1	1	6	45.00%	15.00%	0.00%	5.00%	5.00%	30.00%
DURRES	24	13	2	11	9	1	40.00%	21.67%	3.33%	18.33%	15.00%	1.67%
ELBASAN	9	21	2	6	4	6	18.75%	43.75%	4.17%	12.50%	8.33%	12.50%
FIER	24	11	7	11	2	5	40.00%	18.33%	11.67%	18.33%	3.33%	8.33%
GJIROKASTER	14	9	3	5	1	4	38.89%	25.00%	8.33%	13.89%	2.78%	11.11%
HIMARE	17	3	1	4	2	0	62.96%	11.11%	3.70%	14.81%	7.41%	0.00%
KORCE	22	24	4	7	2	1	36.67%	40.00%	6.67%	11.67%	3.33%	1.67%
LEZHE	5	6	1	2	1	0	33.33%	40.00%	6.67%	13.33%	6.67%	0.00%
LUSHNJE	10	4	0	4	2	0	50.00%	20.00%	0.00%	20.00%	10.00%	0.00%
PERMET	13	5	0	4	0	2	54.17%	20.83%	0.00%	16.67%	0.00%	8.33%
POGRADEC	12	13	1	2	0	4	37.50%	40.63%	3.13%	6.25%	0.00%	12.50%
RROGOZHINE	14	4	2	4	2	0	53.85%	15.38%	7.69%	15.38%	7.69%	0.00%
SARANDE	16	9	5	5	0	0	45.71%	25.71%	14.29%	14.29%	0.00%	0.00%
SHKODER	25	14	1	12	8	0	41.67%	23.33%	1.67%	20.00%	13.33%	0.00%
TEPELENE	13	1	0	1	0	0	86.67%	6.67%	0.00%	6.67%	0.00%	0.00%
TIRANE	92	56	24	42	21	15	36.80%	22.40%	9.60%	16.80%	8.40%	6.00%
VLORE	35	16	1	11	5	4	48.61%	22.22%	1.39%	15.28%	6.94%	5.56%
GENDER												
F	96	94	30	69	37	30	26.97%	26.40%	8.43%	19.38%	10.39%	8.43%
M	287	123	26	66	25	20	52.47%	22.49%	4.75%	12.07%	4.57%	3.66%
MOSHA												
18 - 25	33	40	19	23	20	11	22.60%	27.40%	13.01%	15.75%	13.70%	7.53%
26 - 45	88	53	17	49	17	20	36.07%	21.72%	6.97%	20.08%	6.97%	8.20%
46 - 65	145	73	16	45	16	15	46.77%	23.55%	5.16%	14.52%	5.16%	4.84%
65+	117	51	4	18	9	4	57.64%	25.12%	1.97%	8.87%	4.43%	1.97%
EDUCATION												
HIGH	134	76	23	52	32	10	40.98%	23.24%	7.03%	15.90%	9.79%	3.06%
MEDIUM	199	109	22	61	16	28	45.75%	25.06%	5.06%	14.02%	3.68%	6.44%



7. Would you consider the “Beleri” case as...

	INSIGNIFICANT ISSUE IN RELATIONS BETWEEN ALBANIA AND GREECE	THE MOST IMPORTANT ISSUE IN RELATIONS BETWEEN ALBANIA AND GREECE	THERE ARE MORE IMPORTANT ISSUES THAN THIS IN RELATIONS BETWEEN ALBANIA AND GREECE	INSIGNIFICANT ISSUE IN RELATIONS BETWEEN ALBANIA AND GREECE %	THE MOST IMPORTANT ISSUE IN RELATIONS BETWEEN ALBANIA AND GREECE %	THERE ARE MORE IMPORTANT ISSUES THAN THIS IN RELATIONS BETWEEN ALBANIA AND GREECE %
	271	156	476	30.01%	17.28%	52.71%
CITY						
BERAT	10	2	8	50.00%	10.00%	40.00%
DERVICAN	3	12	8	13.04%	52.17%	34.78%
DEVOLL	5	7	8	25.00%	35.00%	40.00%
DURRES	20	5	35	33.33%	8.33%	58.33%
ELBASAN	13	10	25	27.08%	20.83%	52.08%
FIER	19	10	31	31.67%	16.67%	51.67%
GJIROKASTER	17	3	16	47.22%	8.33%	44.44%
HIMARE	10	5	12	37.04%	18.52%	44.44%
KORCE	14	15	31	23.33%	25.00%	51.67%
LEZHE	1	1	13	6.67%	6.67%	86.67%
LUSHNJE	11	2	7	55.00%	10.00%	35.00%
PERMET	7	6	11	29.17%	25.00%	45.83%
POGRADEC	9	14	9	28.13%	43.75%	28.13%
RROGOZHINE	14	6	6	53.85%	23.08%	23.08%
SARANDE	15	2	18	42.86%	5.71%	51.43%
SHKODER	16	15	29	26.67%	25.00%	48.33%
TEPELENE	4	3	8	26.67%	20.00%	53.33%
TIRANE	56	30	164	22.40%	12.00%	65.60%
VLORE	27	8	37	37.50%	11.11%	51.39%

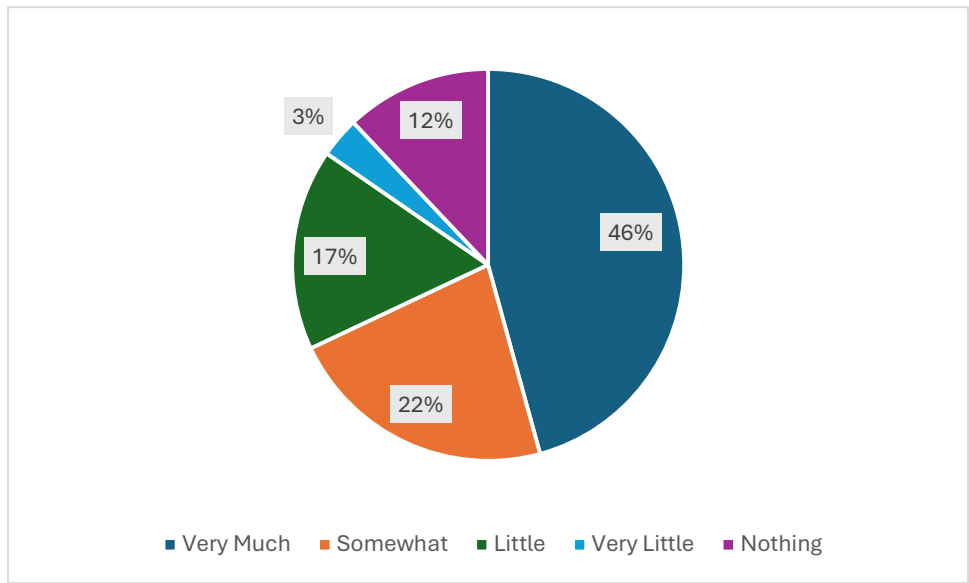
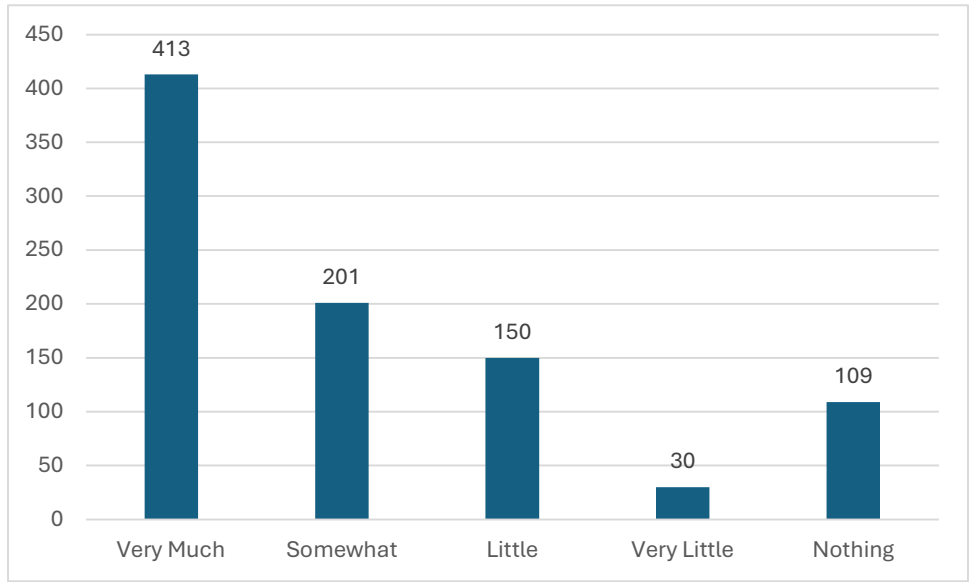
F	85	66	205	23.88%	18.54%	57.58%
M	186	90	271	34.00%	16.45%	49.54%
18 - 25	34	30	82	23.29%	20.55%	56.16%
26 - 45	65	33	146	26.64%	13.52%	59.84%
46 - 65	104	58	148	33.55%	18.71%	47.74%
65+	68	35	100	33.50%	17.24%	49.26%
HIGH	86	51	190	26.30%	15.60%	58.10%
MEDIUM	131	82	222	30.11%	18.85%	51.03%
LOW	54	23	64	38.30%	16.31%	45.39%



- Insignificant issue in relations between Albania and Greece
- The most important issue in relations between Albania and Greece
- There are more important issues than this in relations between Albania and Greece

8. Regarding the Beleri case, do you think that the media in our country cover the matter...

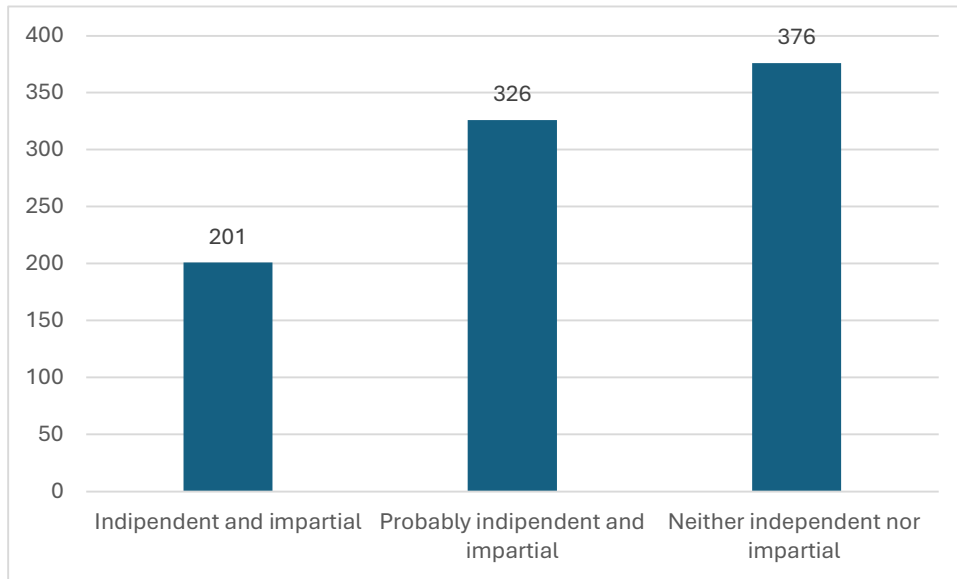
	VERY MUCH	SOMEWHAT	LITTLE	NOT AT ALL	DK/DA	VERY MUCH %	SOMEWHAT %	LITTLE %	NOT AT ALL %	DK/DA %
	413	201	150	30	109	45.74%	22.26%	16.61%	3.32%	12.07%
CITY										
BERAT	11	4	4	0	1	55.00%	20.00%	20.00%	0.00%	5.00%
DERVICAN	13	6	2	0	2	56.52%	26.09%	8.70%	0.00%	8.70%
DEVOLL	7	1	4	0	8	35.00%	5.00%	20.00%	0.00%	40.00%
DURRES	28	9	15	3	5	46.67%	15.00%	25.00%	5.00%	8.33%
ELBASAN	17	12	8	2	9	35.42%	25.00%	16.67%	4.17%	18.75%
FIER	37	7	10	3	3	61.67%	11.67%	16.67%	5.00%	5.00%
GJIROKASTER	13	10	7	1	5	36.11%	27.78%	19.44%	2.78%	13.89%
HIMARE	18	1	4	3	1	66.67%	3.70%	14.81%	11.11%	3.70%
KORCE	13	29	10	1	7	21.67%	48.33%	16.67%	1.67%	11.67%
LEZHE	7	4	3	0	1	46.67%	26.67%	20.00%	0.00%	6.67%
LUSHNJE	13	1	4	1	1	65.00%	5.00%	20.00%	5.00%	5.00%
PERMET	13	8	2	0	1	54.17%	33.33%	8.33%	0.00%	4.17%
POGRADEC	12	10	3	1	6	37.50%	31.25%	9.38%	3.13%	18.75%
RROGOZHINE	11	6	7	0	2	42.31%	23.08%	26.92%	0.00%	7.69%
SARANDE	21	2	6	2	4	60.00%	5.71%	17.14%	5.71%	11.43%
SHKODER	25	15	11	3	6	41.67%	25.00%	18.33%	5.00%	10.00%
TEPELENE	10	4	1	0	0	66.67%	26.67%	6.67%	0.00%	0.00%
TIRANE	101	58	44	10	37	40.40%	23.20%	17.60%	4.00%	14.80%
VLORE	43	14	5	0	10	59.72%	19.44%	6.94%	0.00%	13.89%
GENDER										
F	136	78	72	12	58	38.20%	21.91%	20.22%	3.37%	16.29%
M	277	123	78	18	51	50.64%	22.49%	14.26%	3.29%	9.32%
MOSHA										
18 - 25	48	28	31	8	31	32.88%	19.18%	21.23%	5.48%	21.23%
26 - 45	115	53	27	7	42	47.13%	21.72%	11.07%	2.87%	17.21%
46 - 65	151	65	57	9	28	48.71%	20.97%	18.39%	2.90%	9.03%
65+	99	55	35	6	8	48.77%	27.09%	17.24%	2.96%	3.94%
EDUCATION										
HIGH	154	74	44	13	42	47.09%	22.63%	13.46%	3.98%	12.84%
MEDIUM	207	99	70	12	47	47.59%	22.76%	16.09%	2.76%	10.80%
LOW	52	28	36	5	20	36.88%	19.86%	25.53%	3.55%	14.18%

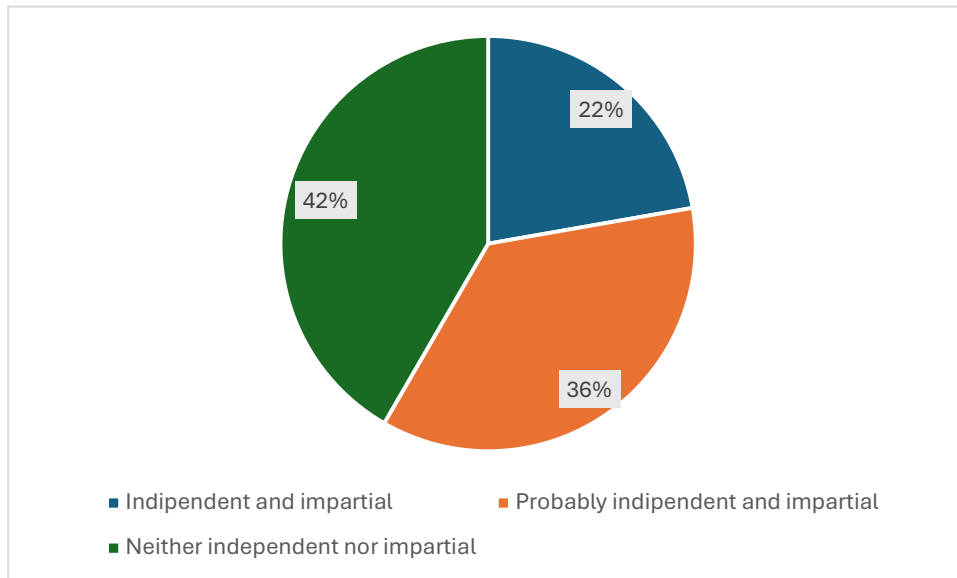


9. Would you say the Albanian justice system is...

	INDIPENDENT AND IMPARTIAL	PROBABLY INDIPENDENT AND IMPARTIAL	NEITHER INDIPENDENT AND IMPARTIAL	INDIPENDENT AND IMPARTIAL %	PROBABLY INDIPENDENT AND IMPARTIAL %	NEITHER INDIPENDENT AND IMPARTIAL %
	201	326	376	22.26%	36.10%	41.64%
CITY						
BERAT	8	7	5	40.00%	35.00%	25.00%
DERVICAN	7	9	7	30.43%	39.13%	30.43%
DEVOLL	2	11	7	10.00%	55.00%	35.00%
DURRES	12	19	29	20.00%	31.67%	48.33%
ELBASAN	10	22	16	20.83%	45.83%	33.33%
FIER	15	19	26	25.00%	31.67%	43.33%
GJIROKASTER	7	16	13	19.44%	44.44%	36.11%
HIMARE	8	3	16	29.63%	11.11%	59.26%
KORCE	10	30	20	16.67%	50.00%	33.33%
LEZHE	5	4	6	33.33%	26.67%	40.00%
LUSHNJE	4	7	9	20.00%	35.00%	45.00%
PERMET	5	14	5	20.83%	58.33%	20.83%
POGRADEC	8	12	12	25.00%	37.50%	37.50%
RROGOZHINE	11	3	12	42.31%	11.54%	46.15%
SARANDE	10	11	14	28.57%	31.43%	40.00%
SHKODER	7	27	26	11.67%	45.00%	43.33%
TEPELENE	5	8	2	33.33%	53.33%	13.33%
TIRANE	56	79	115	22.40%	31.60%	46.00%
VLORE	11	25	36	15.28%	34.72%	50.00%
GENDER						
F	62	155	139	17.42%	43.54%	39.04%
M	139	171	237	25.41%	31.26%	43.33%
MOSHA						
18 - 25	21	60	65	14.38%	41.10%	44.52%
26 - 45	49	83	112	20.08%	34.02%	45.90%
46 - 65	61	122	127	19.68%	39.35%	40.97%
65+	70	61	72	34.48%	30.05%	35.47%

EDUCATION							
HIGH	60	124	143	18.35%	37.92%	43.73%	
MEDIUM	110	152	173	25.29%	34.94%	39.77%	
LOW	31	50	60	21.99%	35.46%	42.55%	



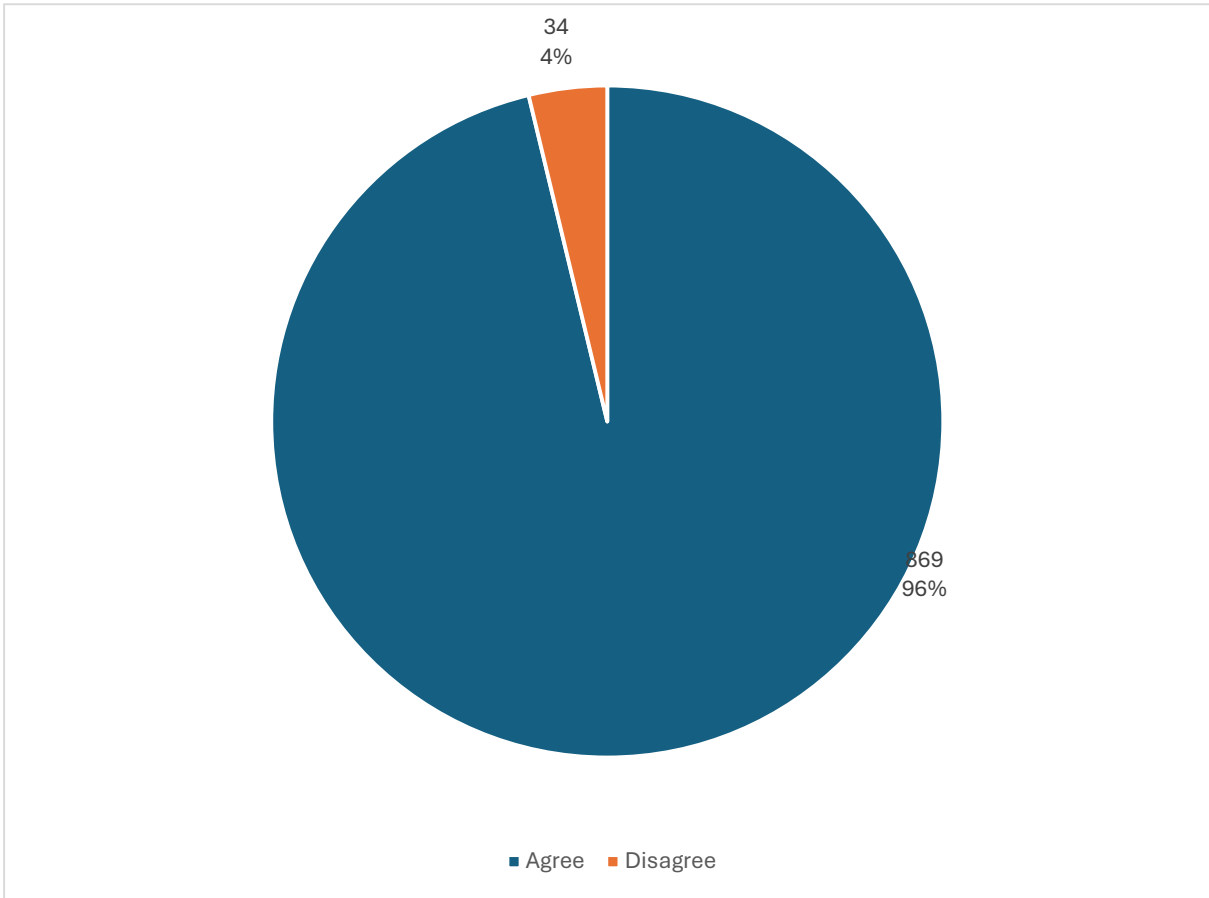


10 Do you agree or disagree with the following statements:

a) Albanian immigrants have contributed to Greece's economic development

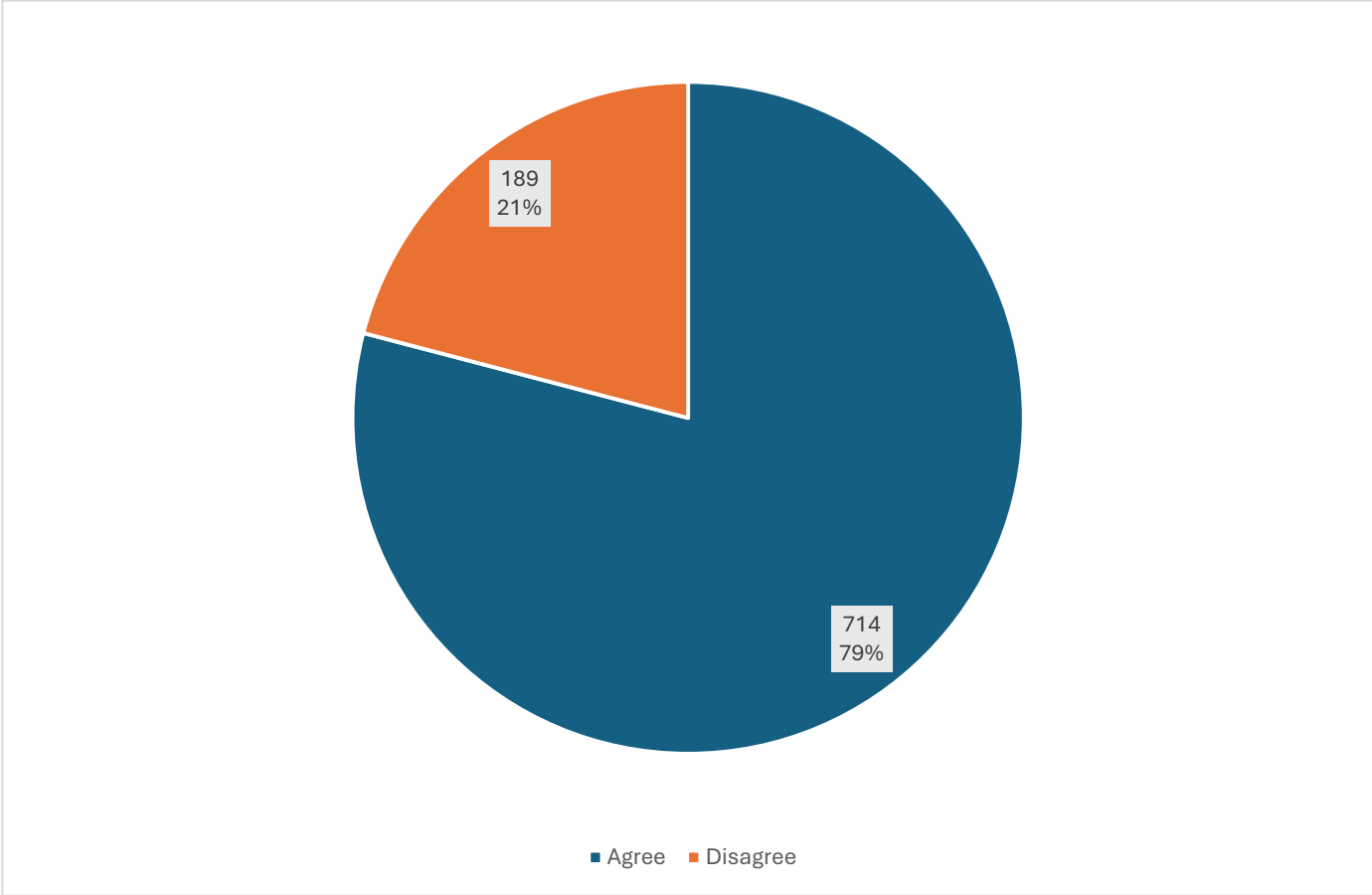
	AGREE	DISAGREE	AGREE	DISAGREE
			%	%
	869	34	96.23%	3.77%
CITY				
BERAT	19	1	95.00%	5.00%
DERVICAN	21	2	91.30%	8.70%
DEVOLL	20	0	100.00%	0.00%

DURRES	59	1	98.33%	1.67%
ELBASAN	46	2	95.83%	4.17%
FIER	60	0	100.00%	0.00%
GJIROKASTER	35	1	97.22%	2.78%
HIMARE	26	1	96.30%	3.70%
KORCE	57	3	95.00%	5.00%
LEZHE	15	0	100.00%	0.00%
LUSHNJE	19	1	95.00%	5.00%
PERMET	24	0	100.00%	0.00%
POGRADEC	31	1	96.88%	3.13%
RROGOZHINE	26	0	100.00%	0.00%
SARANDE	33	2	94.29%	5.71%
SHKODER	58	2	96.67%	3.33%
TEPELENE	15	0	100.00%	0.00%
TIRANE	235	15	94.00%	6.00%
VLORE	70	2	97.22%	2.78%
GENDER				
F	336	20	94.38%	5.62%
M	533	14	97.44%	2.56%
MOSHA				
18 - 25	137	9	93.84%	6.16%
26 - 45	231	13	94.67%	5.33%
46 - 65	302	8	97.42%	2.58%
65+	199	4	98.03%	1.97%
EDUCATION				
HIGH	310	17	94.80%	5.20%
MEDIUM	424	11	97.47%	2.53%
LOW	135	6	95.74%	4.26%



b) The Albanian government respects the rights of the Greek minority in Albania

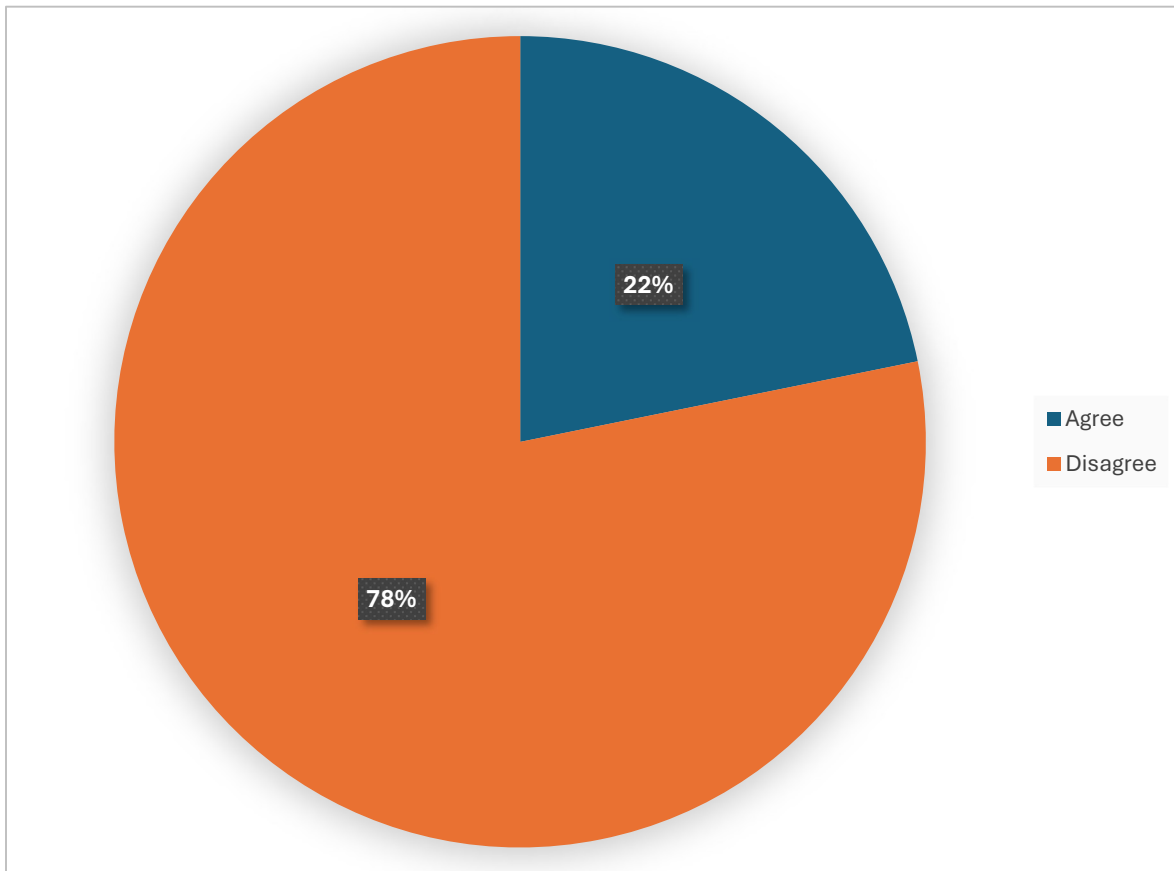
	AGREE	DISAGREE	AGREE %	DISAGREE %
	714	189	79.07%	20.93%
CITY				
BERAT	18	2	90.00%	10.00%
DERVICAN	16	7	69.57%	30.43%
DEVOLL	19	1	95.00%	5.00%
DURRES	53	7	88.33%	11.67%
ELBASAN	31	17	64.58%	35.42%
FIER	52	8	86.67%	13.33%
GJIROKASTER	25	11	69.44%	30.56%
HIMARE	15	12	55.56%	44.44%
KORCE	33	27	55.00%	45.00%
LEZHE	8	7	53.33%	46.67%
LUSHNJE	18	2	90.00%	10.00%
PERMET	17	7	70.83%	29.17%
POGRADEC	20	12	62.50%	37.50%
RROGOZHINE	24	2	92.31%	7.69%
SARANDE	32	3	91.43%	8.57%
SHKODER	49	11	81.67%	18.33%
TEPELENE	15	0	100.00%	0.00%
TIRANE	206	44	82.40%	17.60%
VLORE	63	9	87.50%	12.50%
GENDER				
F	264	92	74.16%	25.84%
M	450	97	82.27%	17.73%
EDUCATION				
18 - 25	103	43	70.55%	29.45%
26 - 45	187	57	76.64%	23.36%
46 - 65	250	60	80.65%	19.35%
65+	174	29	85.71%	14.29%
EDUCATION				
HIGH	267	60	81.65%	18.35%
MEDIUM	337	98	77.47%	22.53%
LOW	110	31	78.01%	21.99%



c) *The Greek minority living in Albania is a threat to the country*

	AGREE	DISAGREE	AGREE %	DISAGREE %
	197	706	21.82%	78.18%
BERAT	1	19	5.00%	95.00%
DERVICAN	8	15	34.78%	65.22%
DEVOLL	7	13	35.00%	65.00%
DURRES	10	50	16.67%	83.33%
ELBASAN	19	29	39.58%	60.42%
FIER	9	51	15.00%	85.00%
GJIROKASTER	9	27	25.00%	75.00%
HIMARE	2	25	7.41%	92.59%
KORCE	29	31	48.33%	51.67%
LEZHE	7	8	46.67%	53.33%
LUSHNJE		20	0.00%	100.00%
PERMET	8	16	33.33%	66.67%
POGRADEC	14	18	43.75%	56.25%
RROGOZHINE	3	23	11.54%	88.46%
SARANDE	5	30	14.29%	85.71%
SHKODER	12	48	20.00%	80.00%
TEPELENE	1	14	6.67%	93.33%
TIRANE	45	205	18.00%	82.00%
VLORE	8	64	11.11%	88.89%
F	90	266	25.28%	74.72%
M	107	440	19.56%	80.44%
18 - 25	37	109	25.34%	74.66%
26 - 45	51	193	20.90%	79.10%
46 - 65	69	241	22.26%	77.74%
65+	40	163	19.70%	80.30%

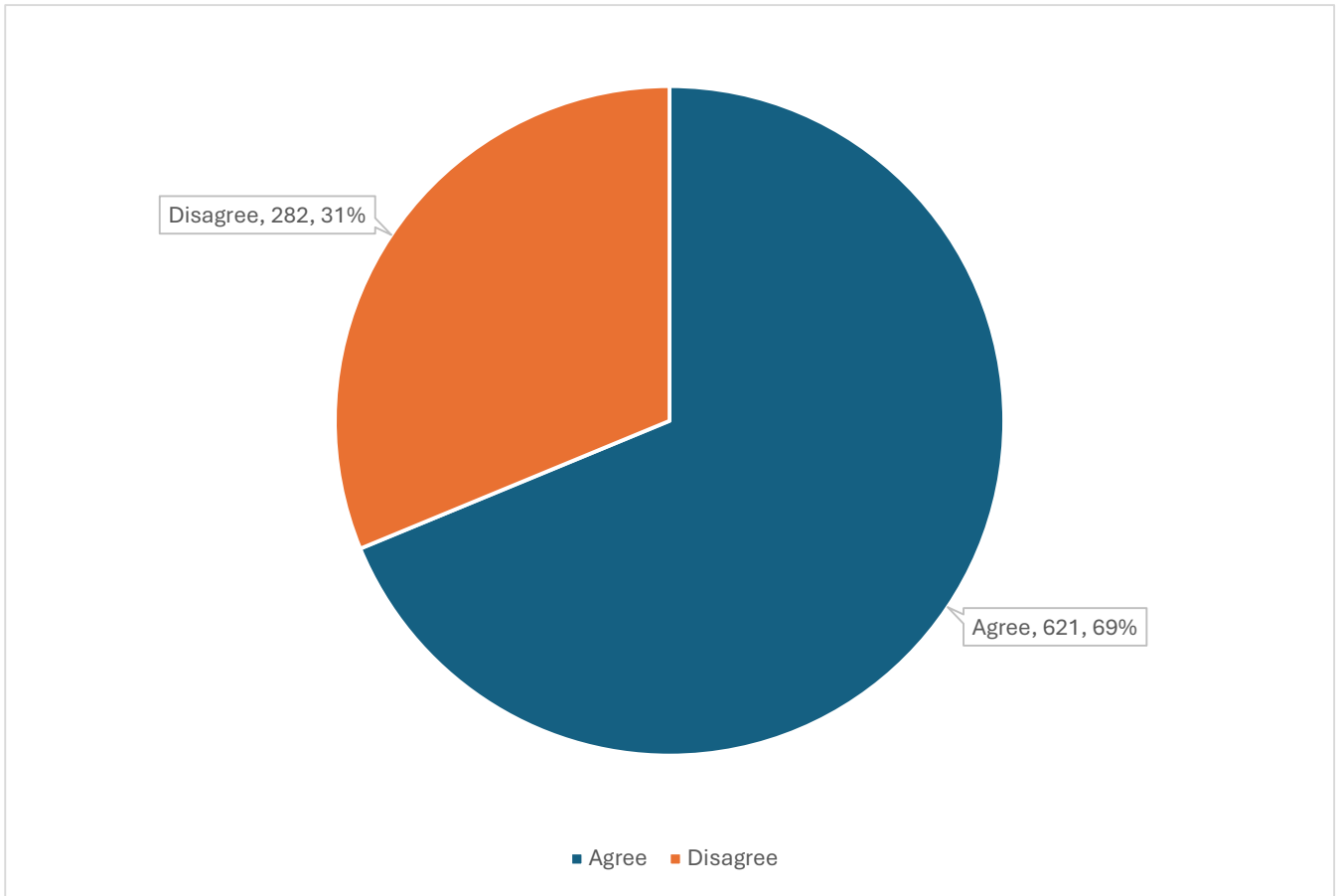
HIGH	55	272	16.82%	83.18%
MEDIUM	108	327	24.83%	75.17%
LOW	34	107	24.11%	75.89%



d) Greece has helped Albania in the last 20 years

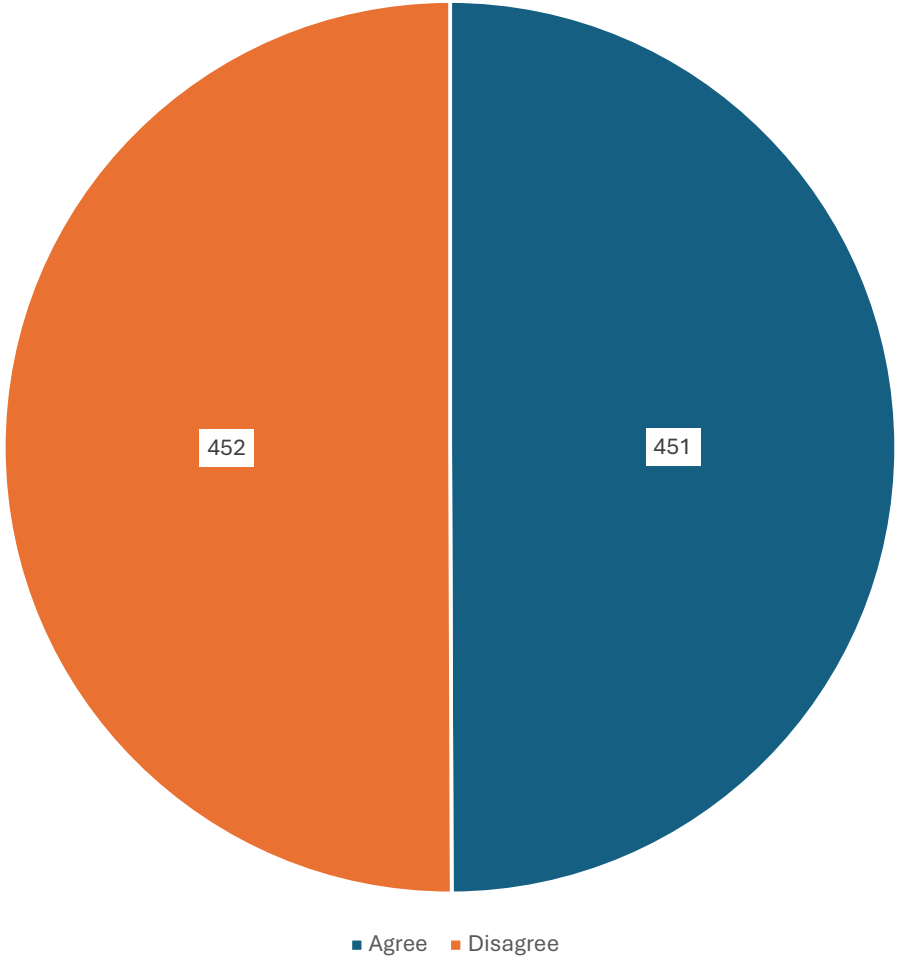
	AGREE	DISAGREE	AGREE %	DISAGREE %	TOTAL
	621	282	68.77%	31.23%	903
CITY					
BERAT	16	4	80.00%	20.00%	20
DERVICAN	23	0	100.00%	0.00%	23
DEVOLL	12	8	60.00%	40.00%	20
DURRES	41	19	68.33%	31.67%	60
ELBASAN	35	13	72.92%	27.08%	48
FIER	40	20	66.67%	33.33%	60
GJIROKASTER	27	9	75.00%	25.00%	36
HIMARE	25	2	92.59%	7.41%	27
KORCE	46	14	76.67%	23.33%	60
LEZHE	10	5	66.67%	33.33%	15
LUSHNJE	12	8	60.00%	40.00%	20
PERMET	22	2	91.67%	8.33%	24
POGRADEC	25	7	78.13%	21.88%	32
RROGOZHINE	16	10	61.54%	38.46%	26
SARANDE	24	11	68.57%	31.43%	35
SHKODER	49	11	81.67%	18.33%	60
TEPELENE	9	6	60.00%	40.00%	15
TIRANE	141	109	56.40%	43.60%	250
VLORE	48	24	66.67%	33.33%	72
F	257	99	72.19%	27.81%	356
M	364	183	66.54%	33.46%	547

18 - 25	90	56	61.64%	38.36%	146
26 - 45	142	102	58.20%	41.80%	244
46 - 65	233	77	75.16%	24.84%	310
65+	156	47	76.85%	23.15%	203
HIGH	203	124	62.08%	37.92%	327
MEDIUM	318	117	73.10%	26.90%	435
LOW	100	41	70.92%	29.08%	141



e) *Greeks don't want Albania to become a member of the EU*

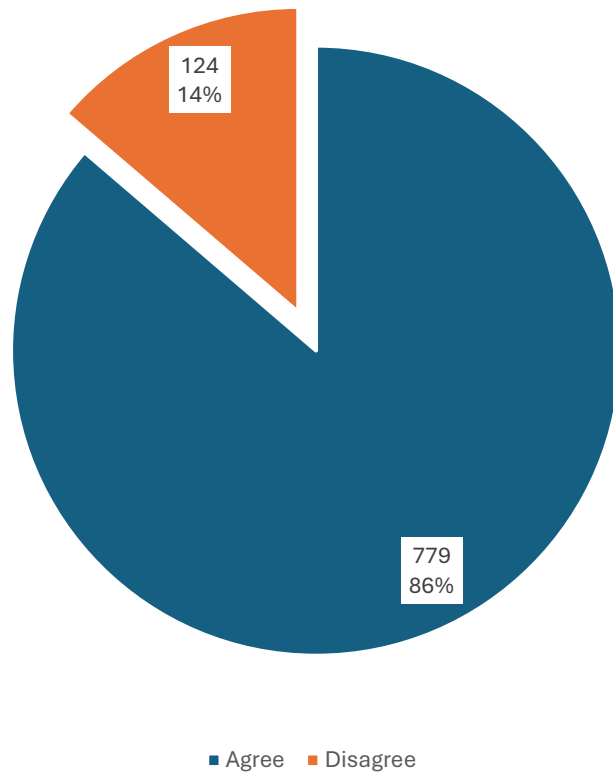
	Agree	Disagree	Agree %	Disagree %	Total
	451	452	49.94%	50.06%	903
BERAT	9	11	45.00%	55.00%	20
DERVICAN	7	16	30.43%	69.57%	23
DEVOLL	15	5	75.00%	25.00%	20
DURRES	35	25	58.33%	41.67%	60
ELBASAN	22	26	45.83%	54.17%	48
FIER	21	39	35.00%	65.00%	60
GJIROKASTER	13	23	36.11%	63.89%	36
HIMARE	8	19	29.63%	70.37%	27
KORCE	27	33	45.00%	55.00%	60
LEZHE	7	8	46.67%	53.33%	15
LUSHNJE	9	11	45.00%	55.00%	20
PERMET	8	16	33.33%	66.67%	24
POGRADEC	14	18	43.75%	56.25%	32
RROGOZHINE	11	15	42.31%	57.69%	26
SARANDE	17	18	48.57%	51.43%	35
SHKODER	20	40	33.33%	66.67%	60
TEPELENE	9	6	60.00%	40.00%	15
TIRANE	158	92	63.20%	36.80%	250
VLORE	41	31	56.94%	43.06%	72
F	168	188	47.19%	52.81%	356
M	283	264	51.74%	48.26%	547
18 - 25	81	65	55.48%	44.52%	146
26 - 45	142	102	58.20%	41.80%	244
46 - 65	139	171	44.84%	55.16%	310
65+	89	114	43.84%	56.16%	203
High	170	157	51.99%	48.01%	327
Medium	221	214	50.80%	49.20%	435
Low	60	81	42.55%	57.45%	141



f) Children of Albanian immigrants raised in Greece are fully integrated into Greek society

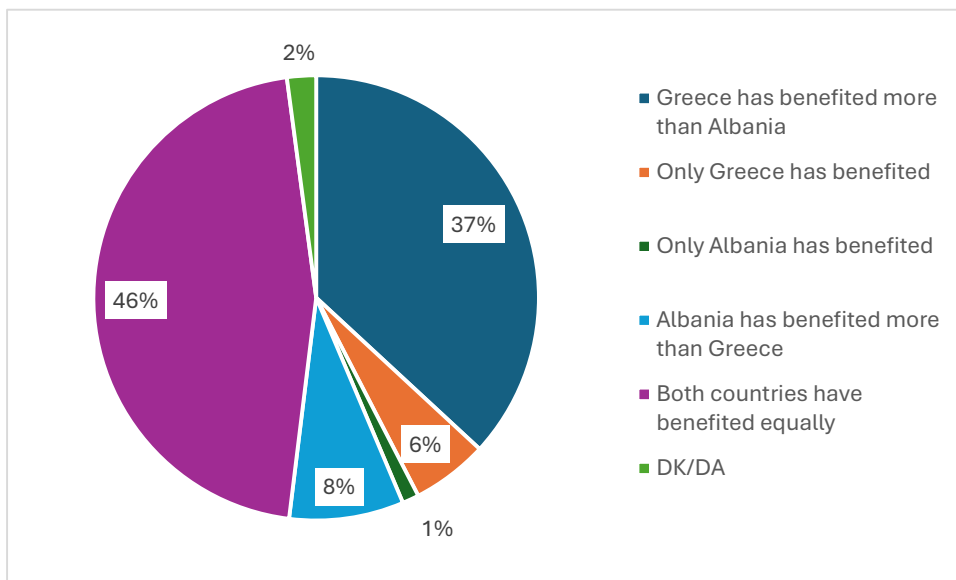
	Agree 779	Disagree 124	Agree % 86.27%	Disagree % 13.73%	Total 903
BERAT	16	4	80.00%	20.00%	20
DERVICAN	20	3	86.96%	13.04%	23
DEVOLL	15	5	75.00%	25.00%	20
DURRES	56	4	93.33%	6.67%	60
ELBASAN	42	6	87.50%	12.50%	48
FIER	56	4	93.33%	6.67%	60
GJIROKASTER	32	4	88.89%	11.11%	36
HIMARE	24	3	88.89%	11.11%	27
KORCE	52	8	86.67%	13.33%	60
LEZHE	10	5	66.67%	33.33%	15
LUSHNJE	15	5	75.00%	25.00%	20
PERMET	22	2	91.67%	8.33%	24
POGRADEC	31	1	96.88%	3.13%	32
RROGOZHINE	24	2	92.31%	7.69%	26
SARANDE	35	0	100.00%	0.00%	35
SHKODER	53	7	88.33%	11.67%	60
TEPELENE	14	1	93.33%	6.67%	15
TIRANE	198	52	79.20%	20.80%	250
VLORE	64	8	88.89%	11.11%	72
F	298	58	83.71%	16.29%	356
M	481	66	87.93%	12.07%	547
18 - 25	106	40	72.60%	27.40%	146
26 - 45	204	40	83.61%	16.39%	244
46 - 65	277	33	89.35%	10.65%	310
65+	192	11	94.58%	5.42%	203
High	260	67	79.51%	20.49%	327
Medium	388	47	89.20%	10.80%	435

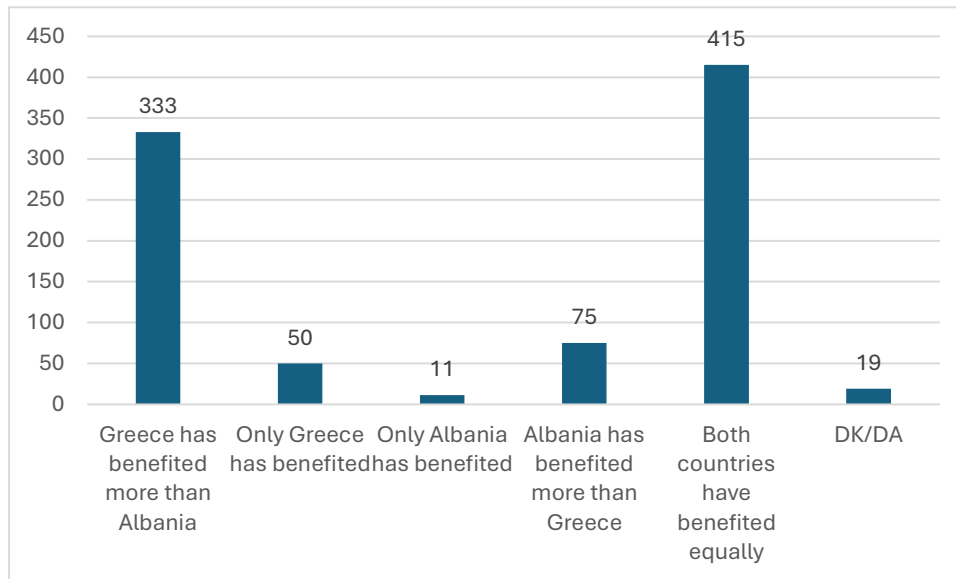
Low 131 10 92.91% 7.09% 141



12 - In terms of economic relations between Albania and Greece, since 1990, you think?

	Greece benefited more than Albania	Only Greece benefited	Only Albania benefited	Albania benefited more than Greece	Both countries benefited equally	DN	Greece benefited more than Albania	Only Greece benefited	Only Albania benefited	Albania benefited more than Greece	Both countries benefited equally	DN
	333	50	11	75	415	19	36.88%	5.54%	1.22%	8.31%	45.96%	2.10%
BERAT	6	0	0	3	10	1	30.00%	0.00%	0.00%	15.00%	50.00%	5.00%
DERVICAN	4	0	0	7	12	0	17.39%	0.00%	0.00%	30.43%	52.17%	0.00%
DEVOLL	10	2	0	0	8	0	50.00%	10.00%	0.00%	40.00%	40.00%	0.00%
DURRES	14	4	2	5	33	2	23.33%	6.67%	3.33%	8.33%	55.00%	3.33%
ELBASAN	20	9	0	3	15	1	41.67%	18.75%	0.00%	6.25%	31.25%	2.08%
FIER	28	0	0	7	25	0	46.67%	0.00%	0.00%	11.67%	41.67%	0.00%
GJIROKASTER	23	0	0	2	11	0	63.89%	0.00%	0.00%	5.56%	30.56%	0.00%
HIMARE	3	0	1	2	21	0	11.11%	0.00%	3.70%	7.41%	77.78%	0.00%
KORCE	22	2	1	8	24	3	36.67%	3.33%	1.67%	13.33%	40.00%	5.00%
LEZHE	5	0	0	2	7	1	33.33%	0.00%	0.00%	13.33%	46.67%	6.67%
LUSHNJE	8	0	0	3	8	1	40.00%	0.00%	0.00%	15.00%	40.00%	5.00%
PERMET	8	0	0	4	12	0	33.33%	0.00%	0.00%	16.67%	50.00%	0.00%
POGRADEC	12	2	0	1	17	0	37.50%	6.25%	0.00%	3.13%	53.13%	0.00%
RROGOZHINE	13	0	0	3	9	1	50.00%	0.00%	0.00%	11.54%	34.62%	3.85%
SARANDE	6	2	0	1	26	0	17.14%	5.71%	0.00%	2.86%	74.29%	0.00%
SHKODER	25	2	0	7	25	1	41.67%	3.33%	0.00%	11.67%	41.67%	1.67%
TEPELENE	8	0	0	1	6	0	53.33%	0.00%	0.00%	6.67%	40.00%	0.00%
TIRANE	88	23	6	11	114	8	35.20%	9.20%	2.40%	4.40%	45.60%	3.20%
VLORE	30	4	1	5	32	0	41.67%	5.56%	1.39%	6.94%	44.44%	0.00%
F	138	27	4	20	154	13	38.76%	7.58%	1.12%	5.62%	43.26%	3.65%
M	195	23	7	55	261	6	35.65%	4.20%	1.28%	10.05%	47.71%	1.10%
18 - 25	70	11	1	5	50	9	47.95%	7.53%	0.68%	3.42%	34.25%	6.16%
26 - 45	88	16	4	20	110	6	36.07%	6.56%	1.64%	8.20%	45.08%	2.46%
46 - 65	107	15	5	27	153	3	34.52%	4.84%	1.61%	8.71%	49.35%	0.97%
65+	68	8	1	23	102	1	33.50%	3.94%	0.49%	11.33%	50.25%	0.49%
High	126	16	5	22	143	15	38.53%	4.89%	1.53%	6.73%	43.73%	4.59%
Medium	168	28	4	40	193	2	38.62%	6.44%	0.92%	9.20%	44.37%	0.46%
Low	39	6	2	13	79	2	27.66%	4.26%	1.42%	9.22%	56.03%	1.42%

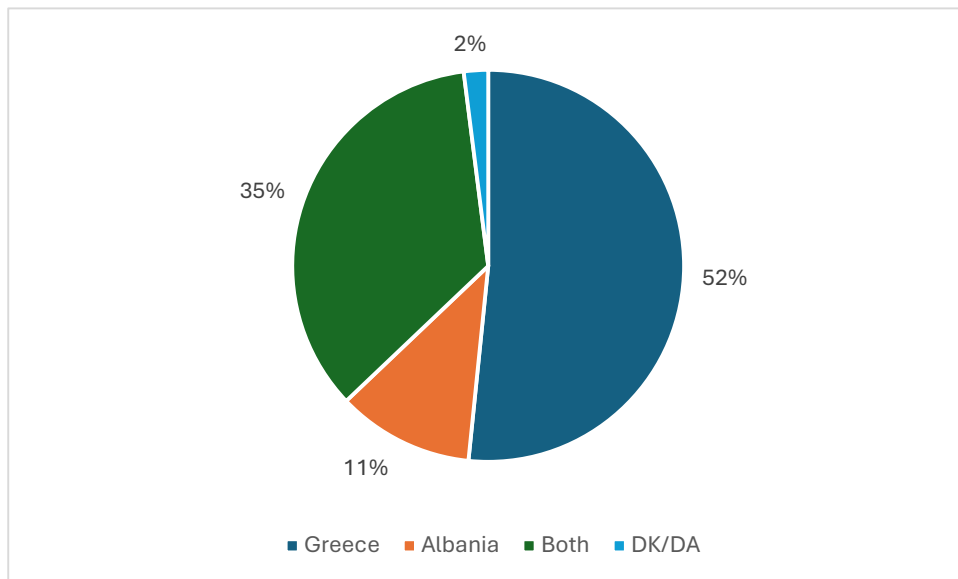
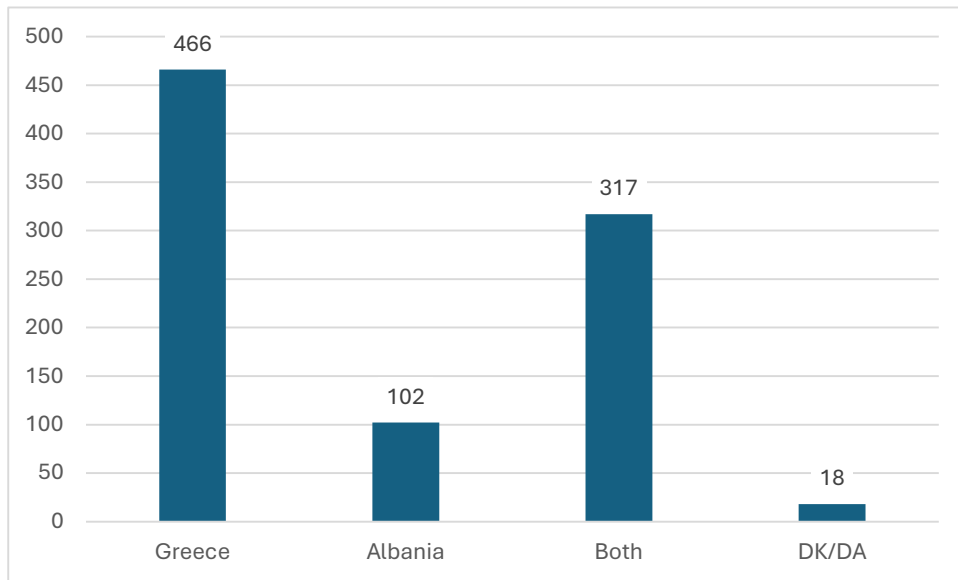




13. Who has been most favored in the economic relations between the two countries since the 1990s...?

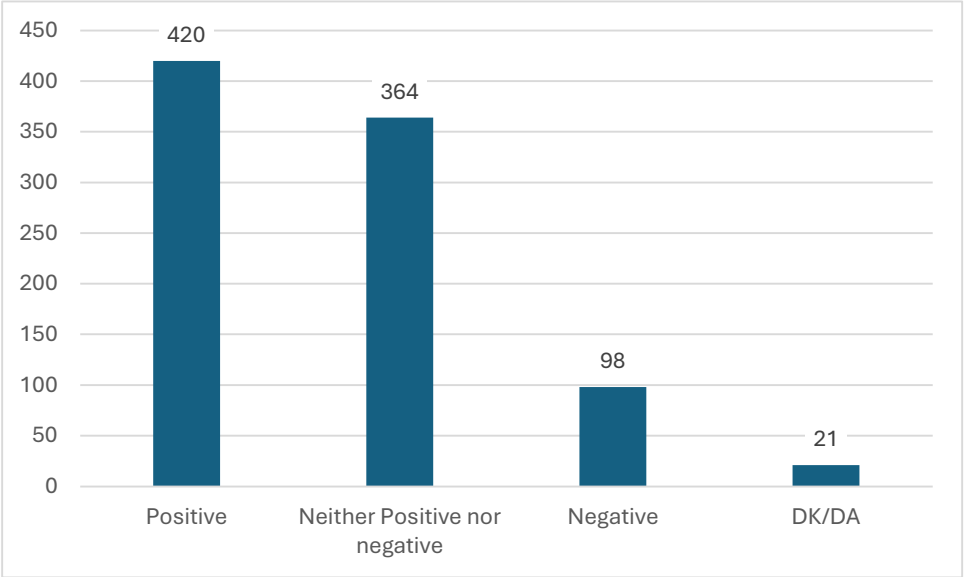
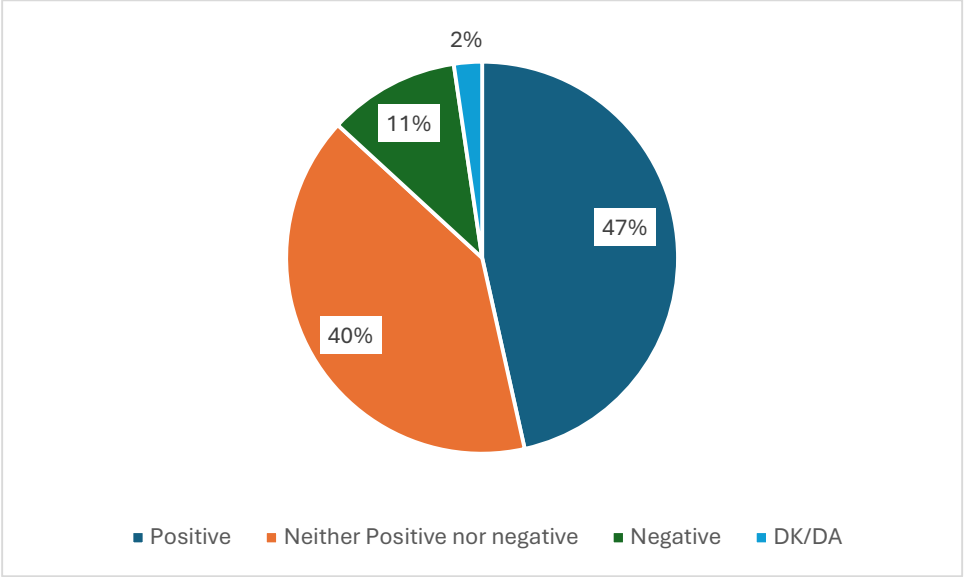
	GREECE	ALBANIA	BOTH OF THEM	ND/NP	GREECE%	ALBANIA %	BOTH OF THEM %	ND/NP %
	466	102	317	18	51.61%	11.30%	35.11%	1.99%
BERAT	7	5	7	1	35.00%	25.00%	35.00%	5.00%
DERVICAN	7	1	15	0	30.43%	4.35%	65.22%	0.00%
DEVOLL	11	1	8	0	55.00%	5.00%	40.00%	0.00%
DURRES	23	7	27	3	38.33%	11.67%	45.00%	5.00%
ELBASAN	33	2	13	0	68.75%	4.17%	27.08%	0.00%

FIER	30	8	22	0	50.00%	13.33%	36.67%	0.00%
GJIROKASTER	24	1	11	0	66.67%	2.78%	30.56%	0.00%
HIMARE	8	5	14	0	29.63%	18.52%	51.85%	0.00%
KORCE	25	8	22	5	41.67%	13.33%	36.67%	8.33%
LEZHE	6	3	6	0	40.00%	20.00%	40.00%	0.00%
LUSHNJE	9	3	8	0	45.00%	15.00%	40.00%	0.00%
PERMET	8	3	13	0	33.33%	12.50%	54.17%	0.00%
POGRADEC	15	1	16	0	46.88%	3.13%	50.00%	0.00%
RROGOZHINE	15	3	8	0	57.69%	11.54%	30.77%	0.00%
SARANDE	13	5	17	0	37.14%	14.29%	48.57%	0.00%
SHKODER	27	7	25	1	45.00%	11.67%	41.67%	1.67%
TEPELENE	12	0	3	0	80.00%	0.00%	20.00%	0.00%
TIRANE	150	25	67	8	60.00%	10.00%	26.80%	3.20%
VLORE	43	14	15	0	59.72%	19.44%	20.83%	0.00%
F	186	29	129	12	52.25%	8.15%	36.24%	3.37%
M	280	73	188	6	51.19%	13.35%	34.37%	1.10%
18 - 25	90	5	41	10	61.64%	3.42%	28.08%	6.85%
26 - 45	124	25	89	6	50.82%	10.25%	36.48%	2.46%
46 - 65	151	43	114	2	48.71%	13.87%	36.77%	0.65%
65+	101	29	73	0	49.75%	14.29%	35.96%	0.00%
HIGH	176	34	102	15	53.82%	10.40%	31.19%	4.59%
MEDIUM	231	54	149	1	53.10%	12.41%	34.25%	0.23%
LOW	59	14	66	2	41.84%	9.93%	46.81%	1.42%



14. Overall, your personal stance towards the Greeks is...

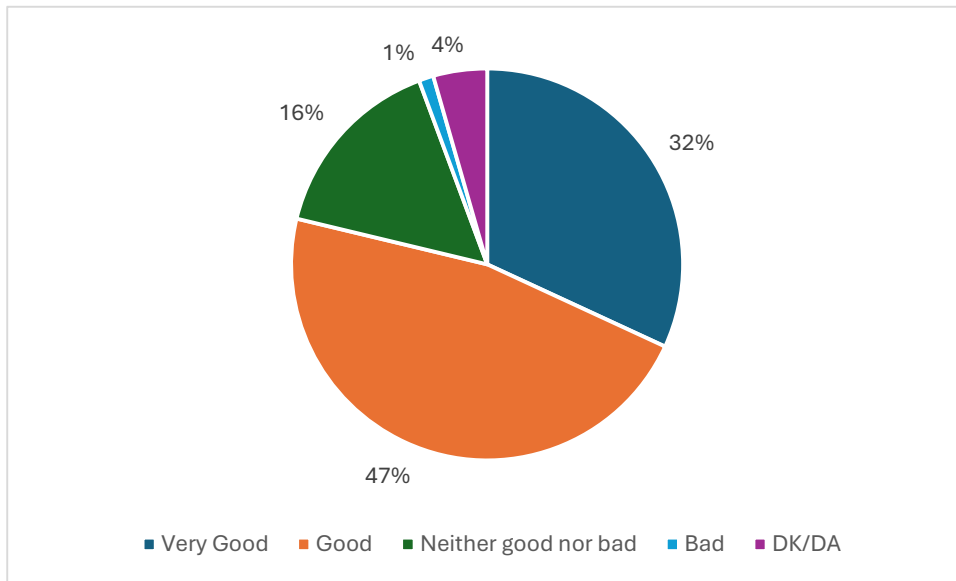
	POSITIVE	NEITHER POSITIVE OR NEGATIVE	NEGATIVE	DN/NP	POSITIVE %	NEITHER POSITIVE OR NEGATIVE %	NEGATIVE %	DN/NP %
	420	364	98	21	46.51%	40.31%	10.85%	2.33%
BERAT	10	5	4	1	50.00%	25.00%	20.00%	5.00%
DERVICAN	20	3	0	0	86.96%	13.04%	0.00%	0.00%
DEVOLL	9	8	3	0	45.00%	40.00%	15.00%	0.00%
DURRES	27	27	6	0	45.00%	45.00%	10.00%	0.00%
ELBASAN	12	31	3	2	25.00%	64.58%	6.25%	4.17%
FIER	40	13	6	1	66.67%	21.67%	10.00%	1.67%
GJIROKASTER	16	18	1	1	44.44%	50.00%	2.78%	2.78%
HIMARE	24	3	0	0	88.89%	11.11%	0.00%	0.00%
KORCE	18	29	11	2	30.00%	48.33%	18.33%	3.33%
LEZHE	7	7	1	0	46.67%	46.67%	6.67%	0.00%
LUSHNJE	14	4	2	0	70.00%	20.00%	10.00%	0.00%
PERMET	12	12	0	0	50.00%	50.00%	0.00%	0.00%
POGRADEC	9	19	2	2	28.13%	59.38%	6.25%	6.25%
RROGOZHINE	17	7	2	0	65.38%	26.92%	7.69%	0.00%
SARANDE	23	6	6	0	65.71%	17.14%	17.14%	0.00%
SHKODER	30	24	4	2	50.00%	40.00%	6.67%	3.33%
TEPELENE	8	6	1	0	53.33%	40.00%	6.67%	0.00%
TIRANE	85	123	37	5	34.00%	49.20%	14.80%	2.00%
VLORE	39	19	9	5	54.17%	26.39%	12.50%	6.94%
F	147	169	27	13	41.29%	47.47%	7.58%	3.65%
M	273	195	71	8	49.91%	35.65%	12.98%	1.46%
18 - 25	37	78	26	5	25.34%	53.42%	17.81%	3.42%
26 - 45	96	110	29	9	39.34%	45.08%	11.89%	3.69%
46 - 65	169	113	25	3	54.52%	36.45%	8.06%	0.97%
65+	118	63	18	4	58.13%	31.03%	8.87%	1.97%
HIGH	127	143	49	8	38.84%	43.73%	14.98%	2.45%
MEDIUM	212	175	37	11	48.74%	40.23%	8.51%	2.53%
LOW	81	46	12	2	57.45%	32.62%	8.51%	1.42%

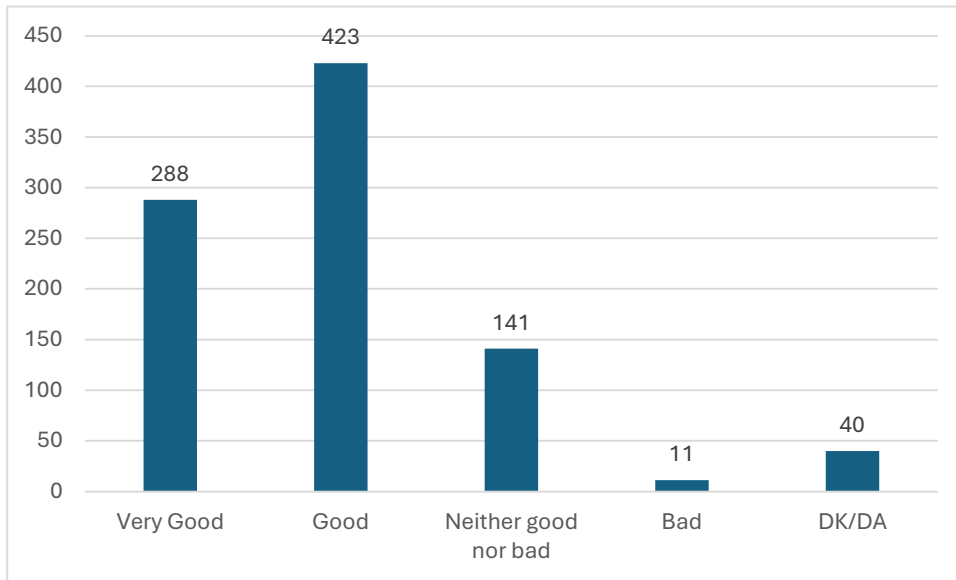


15. Generally speaking, how would you describe the relations of Albanians with the Greek minority living in Albania

	VERY GOOD	GOOD	NEITHER GOOD NOR BAD	BAD	DK/DA	VERY GOOD %	GOOD %	NEITHER GOOD NOR BAD %	BAD %	DK/DA %
	288	423	141	11	40	31.89%	46.84%	15.61%	1.22%	4.43%
BERAT	8	9	1	1	1	40.00%	45.00%	5.00%	5.00%	5.00%
DERVICAN	15	7	1	0	0	65.22%	30.43%	4.35%	0.00%	0.00%
DEVOLL	5	6	7	1	1	25.00%	30.00%	35.00%	5.00%	5.00%
DURRES	19	25	12	1	3	31.67%	41.67%	20.00%	1.67%	5.00%
ELBASAN	10	24	11	1	2	20.83%	50.00%	22.92%	2.08%	4.17%
FIER	19	29	7	2	3	31.67%	48.33%	11.67%	3.33%	5.00%
GJIROKASTER	14	19	2	0	1	38.89%	52.78%	5.56%	0.00%	2.78%
HIMARE	20	3	2	2	0	74.07%	11.11%	7.41%	7.41%	0.00%
KORCE	11	31	15	0	3	18.33%	51.67%	25.00%	0.00%	5.00%
LEZHE	3	10	2	0	0	20.00%	66.67%	13.33%	0.00%	0.00%
LUSHNJE	11	7	0	0	2	55.00%	35.00%	0.00%	0.00%	10.00%
PERMET	9	12	3	0	0	37.50%	50.00%	12.50%	0.00%	0.00%
POGRADEC	6	18	5	0	3	18.75%	56.25%	15.63%	0.00%	9.38%
RROGOZHINE	11	10	1	0	4	42.31%	38.46%	3.85%	0.00%	15.38%
SARANDE	23	11	1	0	0	65.71%	31.43%	2.86%	0.00%	0.00%
SHKODER	17	32	8	0	3	28.33%	53.33%	13.33%	0.00%	5.00%
TEPELENE	10	5	0	0	0	66.67%	33.33%	0.00%	0.00%	0.00%
TIRANE	49	129	56	3	13	19.60%	51.60%	22.40%	1.20%	5.20%
VLORE	28	36	7	0	1	38.89%	50.00%	9.72%	0.00%	1.39%
F	84	179	69	3	21	23.60%	50.28%	19.38%	0.84%	5.90%
M	204	244	72	8	19	37.29%	44.61%	13.16%	1.46%	3.47%
18 - 25	21	76	36	4	9	14.38%	52.05%	24.66%	2.74%	6.16%
26 - 45	74	103	48	3	16	30.33%	42.21%	19.67%	1.23%	6.56%
46 - 65	111	154	35	2	8	35.81%	49.68%	11.29%	0.65%	2.58%
65+	82	90	22	2	7	40.39%	44.33%	10.84%	0.99%	3.45%

HIGH	94	155	53	6	19	28.75%	47.40%	16.21%	1.83%	5.81%
MEDIUM	160	197	63	3	12	36.78%	45.29%	14.48%	0.69%	2.76%
LOW	34	71	25	2	9	24.11%	50.35%	17.73%	1.42%	6.38%



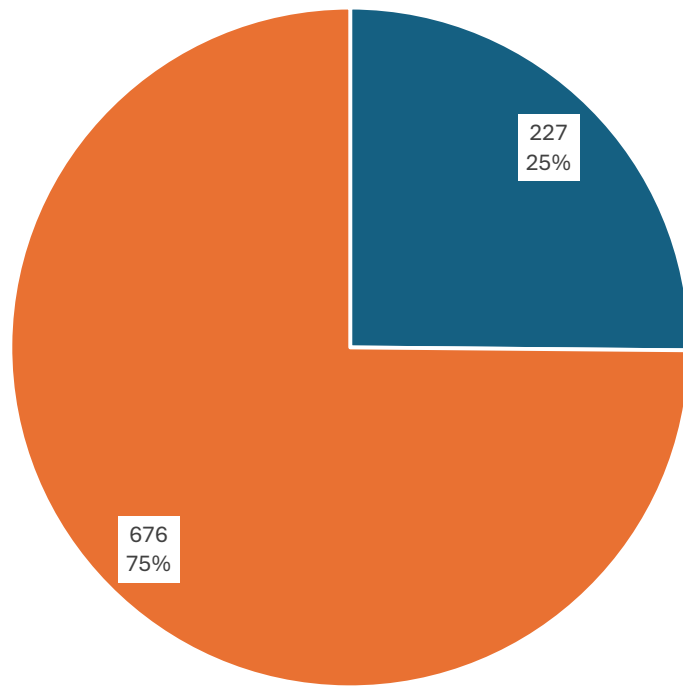


16. Do you have any close relative of Greek origin?

YES NO YES % NO %

	YES	NO	YES %	NO %
	227	676	25.14%	74.86%
BERAT	2	18	10.00%	90.00%
DERVICAN	18	5	78.26%	21.74%
DEVOLL	9	11	45.00%	55.00%
DURRES	14	46	23.33%	76.67%
ELBASAN	9	39	18.75%	81.25%
FIER	13	47	21.67%	78.33%

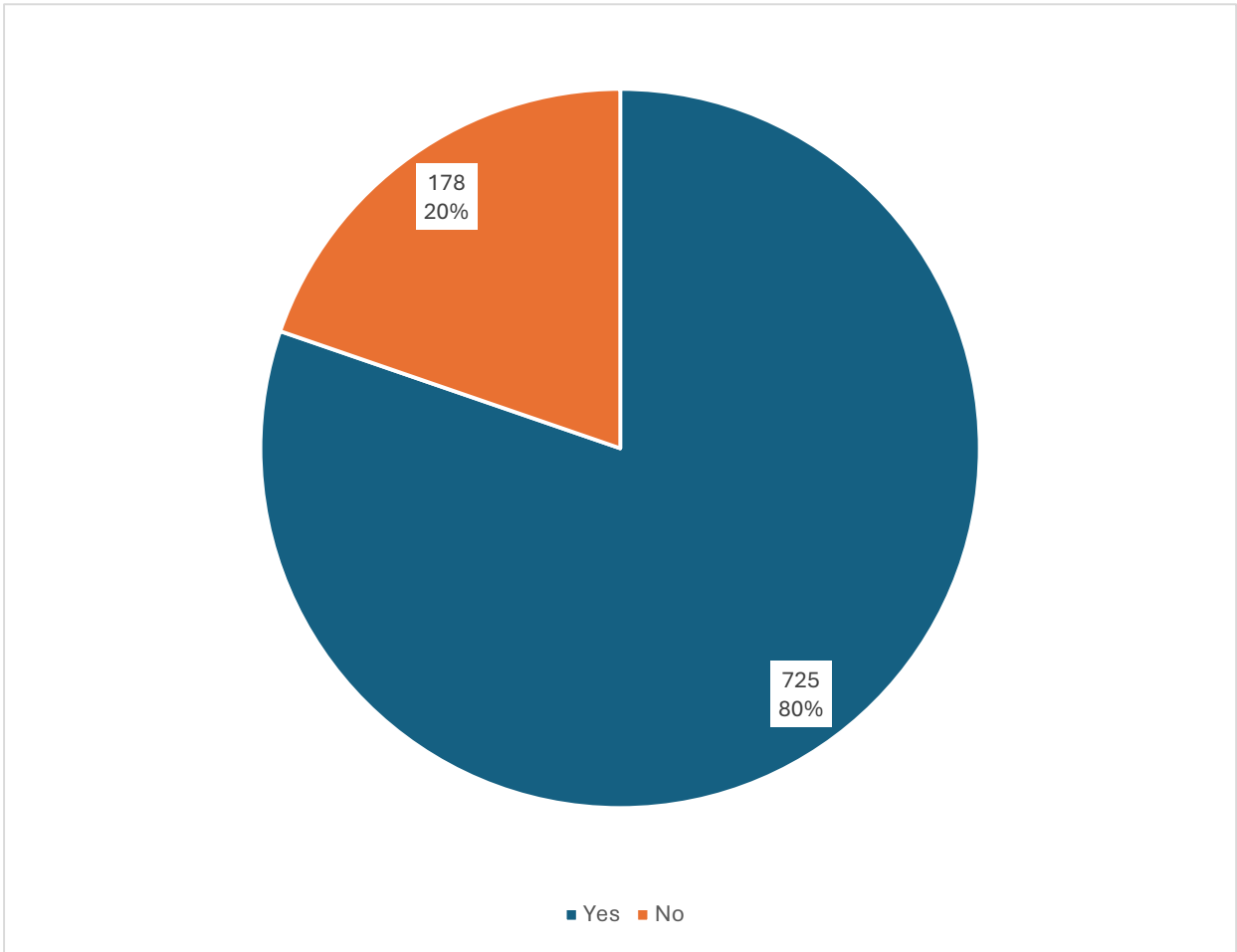
GJIROKASTER	14	22	38.89%	61.11%
HIMARE	9	18	33.33%	66.67%
KORCE	19	41	31.67%	68.33%
LEZHE	1	14	6.67%	93.33%
LUSHNJE	5	15	25.00%	75.00%
PERMET	4	20	16.67%	83.33%
POGRADEC	4	28	12.50%	87.50%
RROGOZHINE	5	21	19.23%	80.77%
SARANDE	14	21	40.00%	60.00%
SHKODER	11	49	18.33%	81.67%
TEPELENE	4	11	26.67%	73.33%
TIRANE	57	193	22.80%	77.20%
VLORE	15	57	20.83%	79.17%
F	93	263	26.12%	73.88%
M	134	413	24.50%	75.50%
18 - 25	46	100	31.51%	68.49%
26 - 45	61	183	25.00%	75.00%
46 - 65	81	229	26.13%	73.87%
65+	39	164	19.21%	80.79%
HIGH	90	237	9.97%	26.25%
MEDIUM	99	336	10.96%	37.21%
LOW	38	103	4.21%	11.41%



■ Yes ■ No

17. Do you have a family member or a relative who is an immigrant in Greece?

	Yes	No	Yes %	No %
	725	178	80.29%	19.71%
BERAT	15	5	75.00%	25.00%
DERVICAN	22	1	95.65%	4.35%
DEVOLL	19	1	95.00%	5.00%
DURRES	46	14	76.67%	23.33%
ELBASAN	39	9	81.25%	18.75%
FIER	48	12	80.00%	20.00%
GJIROKASTER	30	6	83.33%	16.67%
HIMARE	27		100.00%	0.00%
KORCE	53	7	88.33%	11.67%
LEZHE	13	2	86.67%	13.33%
LUSHNJE	18	2	90.00%	10.00%
PERMET	20	4	83.33%	16.67%
POGRADEC	23	9	71.88%	28.13%
RROGOZHINE	16	10	61.54%	38.46%
SARANDE	32	3	91.43%	8.57%
SHKODER	35	25	58.33%	41.67%
TEPELENE	15		100.00%	0.00%
TIRANE	193	57	77.20%	22.80%
VLORE	61	11	84.72%	15.28%
F	295	61	82.87%	17.13%
M	430	117	78.61%	21.39%
18 - 25	120	26	82.19%	17.81%
26 - 45	210	34	86.07%	13.93%
46 - 65	253	57	81.61%	18.39%
65+	142	61	69.95%	30.05%
High	257	70	78.59%	21.41%
Medium	357	78	82.07%	17.93%
Low	111	30	78.72%	21.28%

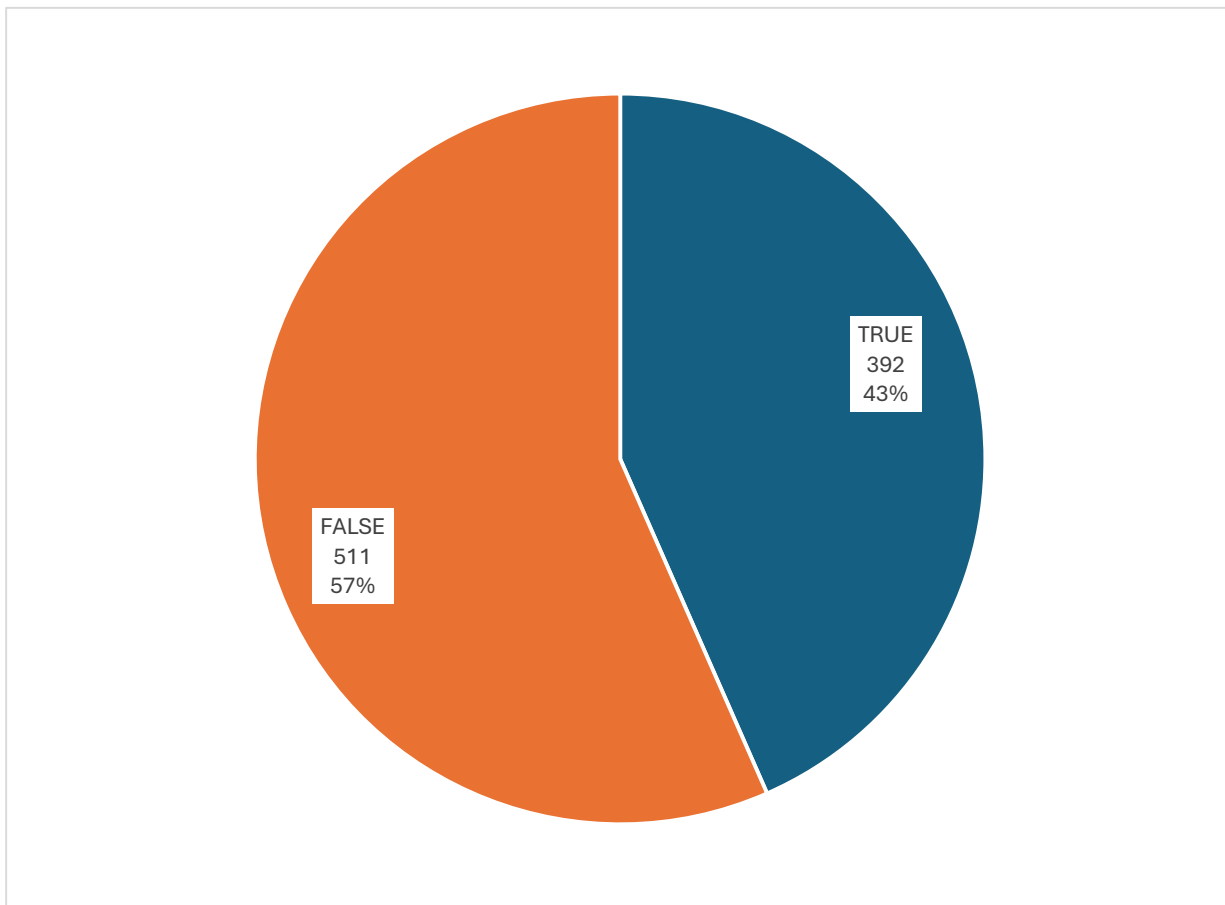


18. Are these statements true or false?

A. *The Albanians and Greeks have never fought each other*

	TRUE	FALSE	TRUE %	FALSE %	TOTAL
	392	511	43.41%	56.59%	903
BERAT	12	8	60.00%	40.00%	20
DERVICAN	17	6	73.91%	26.09%	23
DEVOLL	1	19	5.00%	95.00%	20
DURRES	24	36	40.00%	60.00%	60
ELBASAN	24	24	50.00%	50.00%	48
FIER	27	33	45.00%	55.00%	60
GJIROKASTER	17	19	47.22%	52.78%	36
HIMARE	22	5	81.48%	18.52%	27
KORCE	38	22	63.33%	36.67%	60
LEZHE	10	5	66.67%	33.33%	15
LUSHNJE	20		100.00%	0.00%	20
PERMET	16	8	66.67%	33.33%	24
POGRADEC	14	18	43.75%	56.25%	32
RROGOZHINE	8	18	30.77%	69.23%	26
SARANDE	7	28	20.00%	80.00%	35
SHKODER	28	32	46.67%	53.33%	60
TEPELENE	5	10	33.33%	66.67%	15
TIRANE	85	165	34.00%	66.00%	250
VLORE	17	55	23.61%	76.39%	72
F	154	202	43.26%	56.74%	356
M	238	309	43.51%	56.49%	547

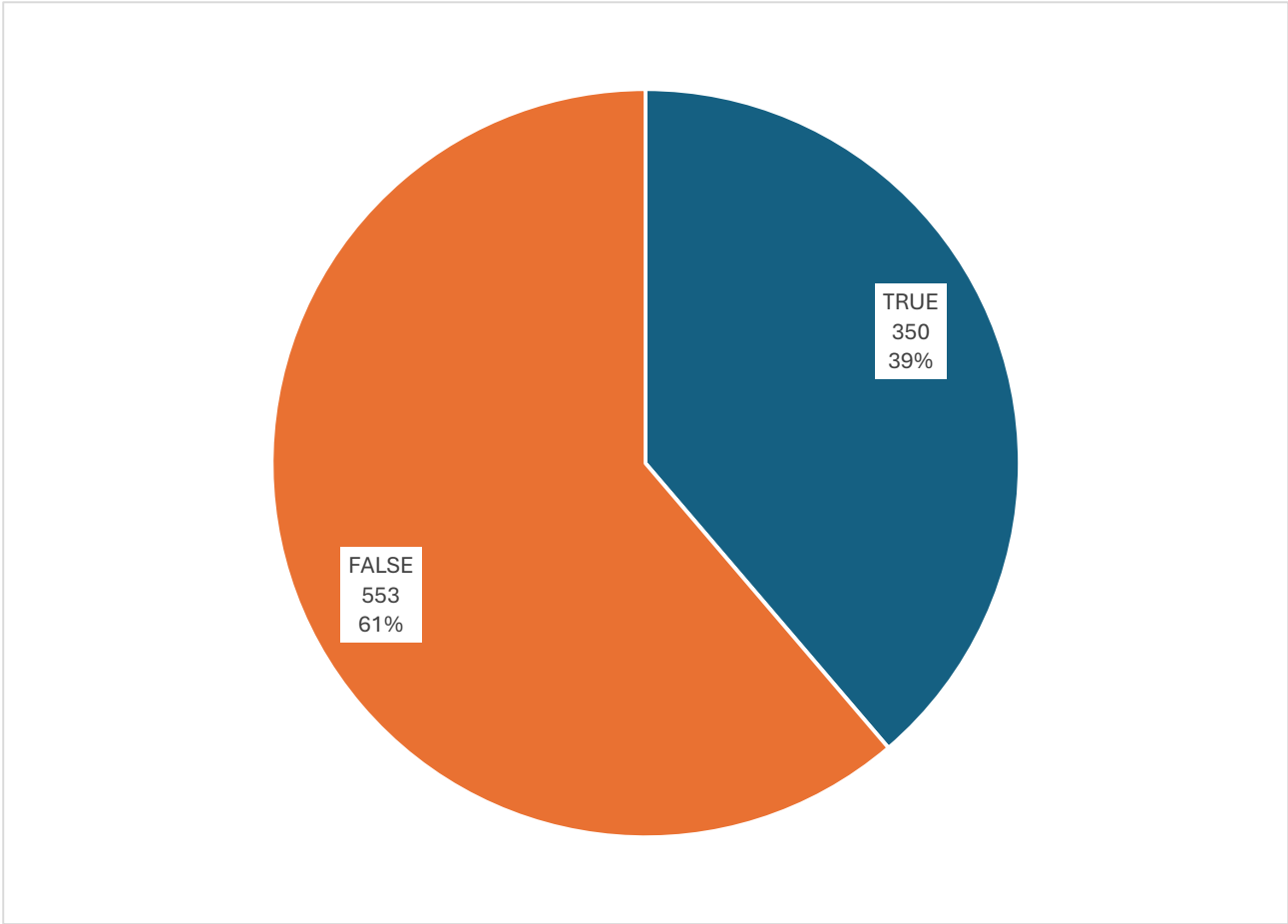
18 - 25	56	90	38.36%	61.64%	146
26 - 45	100	144	40.98%	59.02%	244
46 - 65	141	169	45.48%	54.52%	310
65+	95	108	46.80%	53.20%	203
HIGH	124	203	37.92%	62.08%	327
MEDIUM	193	242	44.37%	55.63%	435
LOW	75	66	53.19%	46.81%	141



B. The Greek government really supports Albania's EU accession

	TRUE	FALSE	TRUE %	FALSE %
	350	553	38.76%	61.24%
BERAT	10	10	50.00%	50.00%
DERVICAN	19	4	82.61%	17.39%
DEVOLL	9	11	45.00%	55.00%
DURRES	25	35	41.67%	58.33%
ELBASAN	13	35	27.08%	72.92%
FIER	24	36	40.00%	60.00%
GJIROKASTER	15	21	41.67%	58.33%
HIMARE	26	1	96.30%	3.70%
KORCE	20	40	33.33%	66.67%
LEZHE	4	11	26.67%	73.33%
LUSHNJE	9	11	45.00%	55.00%
PERMET	13	11	54.17%	45.83%
POGRADEC	10	22	31.25%	68.75%
RROGOZHINE	11	15	42.31%	57.69%

SARANDE	16	19	45.71%	54.29%
SHKODER	22	38	36.67%	63.33%
TEPELENE	6	9	40.00%	60.00%
TIRANE	84	166	33.60%	66.40%
VLORE	14	58	19.44%	80.56%
F	133	223	37.36%	62.64%
M	217	330	39.67%	60.33%
18 - 25	43	103	29.45%	70.55%
26 - 45	82	162	33.61%	66.39%
46 - 65	128	182	41.29%	58.71%
65+	97	106	47.78%	52.22%
HIGH	206	121	63.00%	37.00%
MEDIUM	269	166	61.84%	38.16%
LOW	78	63	55.32%	44.68%



19. In politics we usually use the terms "right" or "left". How do you consider yourself?

	Left	Center Left	Center	Center Right	Right	None	Left %	Center Left %	Center %	Center Right %	Right %	None %
	256	16	43	25	220	343	28.35%	1.77%	4.76%	2.77%	24.36%	37.98%
BERAT	11	0	0	0	3	6	55.00%	0.00%	0.00%	0.00%	15.00%	30.00%
DERVICAN	10	1	0	0	6	6	43.48%	4.35%	0.00%	0.00%	26.09%	26.09%
DEVOLL	5	0	1	1	7	6	25.00%	0.00%	5.00%	5.00%	35.00%	30.00%
DURRES	10	3	4	1	10	32	16.67%	5.00%	6.67%	1.67%	16.67%	53.33%
ELBASAN	17	0	1	0	14	16	35.42%	0.00%	2.08%	0.00%	29.17%	33.33%
FIER	10	0	6	1	15	28	16.67%	0.00%	10.00%	1.67%	25.00%	46.67%
GJIROKASTER	8	0	0	1	12	15	22.22%	0.00%	0.00%	2.78%	33.33%	41.67%
HIMARE	8	0	2	0	5	12	29.63%	0.00%	7.41%	0.00%	18.52%	44.44%
KORCE	16	1	3	2	24	14	26.67%	1.67%	5.00%	3.33%	40.00%	23.33%
LEZHE	4	0	2	0	4	5	26.67%	0.00%	13.33%	0.00%	26.67%	33.33%
LUSHNJE	8	0	1	1	6	4	40.00%	0.00%	5.00%	5.00%	30.00%	20.00%
PERMET	10	0	0	1	8	5	41.67%	0.00%	0.00%	4.17%	33.33%	20.83%
POGRADEC	11	0	0	0	9	12	34.38%	0.00%	0.00%	0.00%	28.13%	37.50%
RROGOZHINE	10	0	1	0	6	9	38.46%	0.00%	3.85%	0.00%	23.08%	34.62%
SARANDE	12	0	1	0	2	20	34.29%	0.00%	2.86%	0.00%	5.71%	57.14%
SHKODER	15	0	2	1	21	21	25.00%	0.00%	3.33%	1.67%	35.00%	35.00%
TEPELENE	7	1	1	0	1	5	46.67%	6.67%	6.67%	0.00%	6.67%	33.33%
TIRANE	61	10	12	15	55	97	24.40%	4.00%	4.80%	6.00%	22.00%	38.80%
VLORE	23	0	6	1	12	30	31.94%	0.00%	8.33%	1.39%	16.67%	41.67%
F	95	9	9	11	86	146	26.69%	2.53%	2.53%	3.09%	24.16%	41.01%
M	161	7	34	14	134	197	29.43%	1.28%	6.22%	2.56%	24.50%	36.01%
18 - 25	32	4	8	8	31	63	21.92%	2.74%	5.48%	5.48%	21.23%	43.15%
26 - 45	51	5	9	12	55	112	20.90%	2.05%	3.69%	4.92%	22.54%	45.90%
46 - 65	81	3	17	4	89	116	26.13%	0.97%	5.48%	1.29%	28.71%	37.42%
65+	92	4	9	1	45	52	45.32%	1.97%	4.43%	0.49%	22.17%	25.62%
High	75	9	15	19	66	143	22.94%	2.75%	4.59%	5.81%	20.18%	43.73%
Medium	132	6	26	6	109	156	30.34%	1.38%	5.98%	1.38%	25.06%	35.86%
Low	49	1	2	0	45	44	34.75%	0.71%	1.42%	0.00%	31.91%	31.21%

