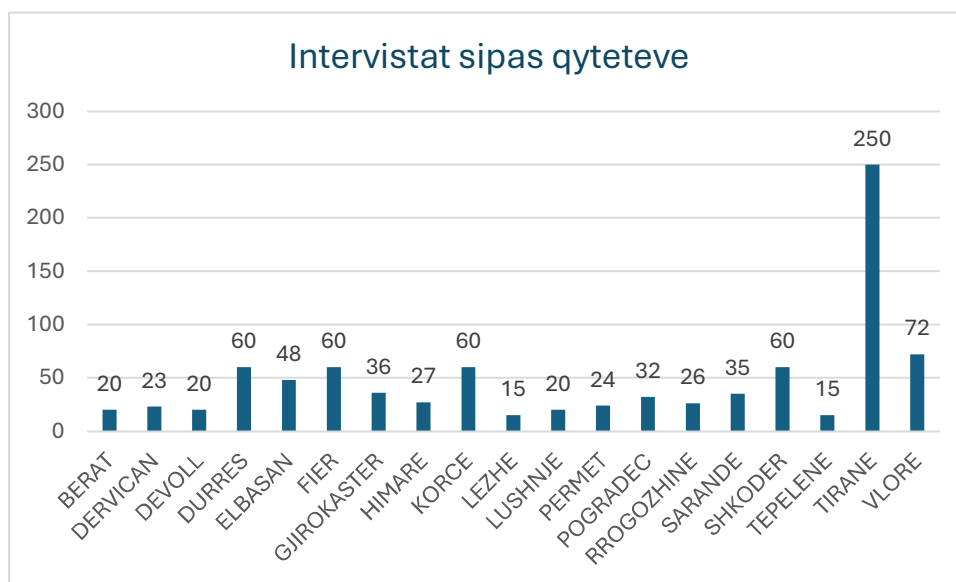
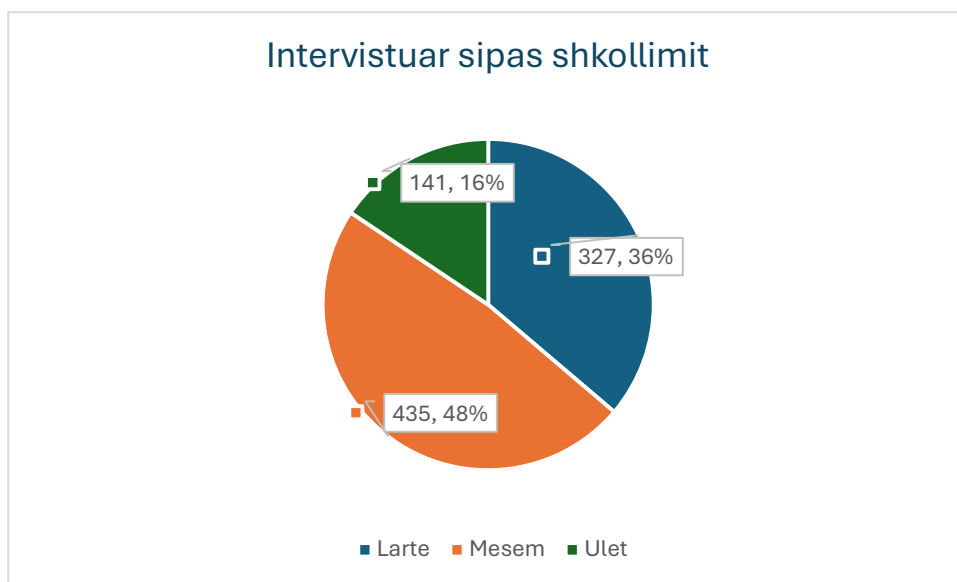
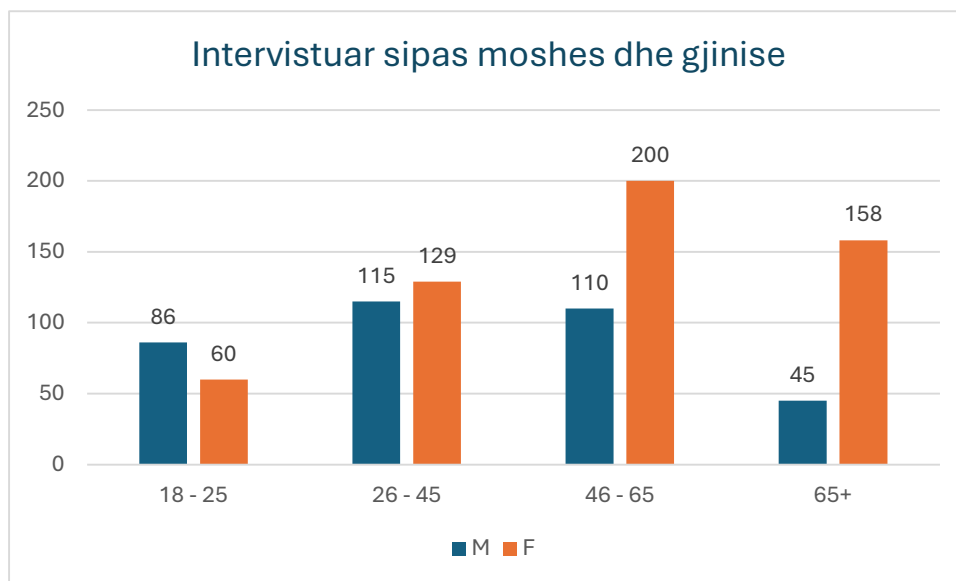


Resultatet e Sondazhit për marrëdhëniet Shqiptaro – Greke

Realizuar nga 1 – 7 Nëntor, 2024

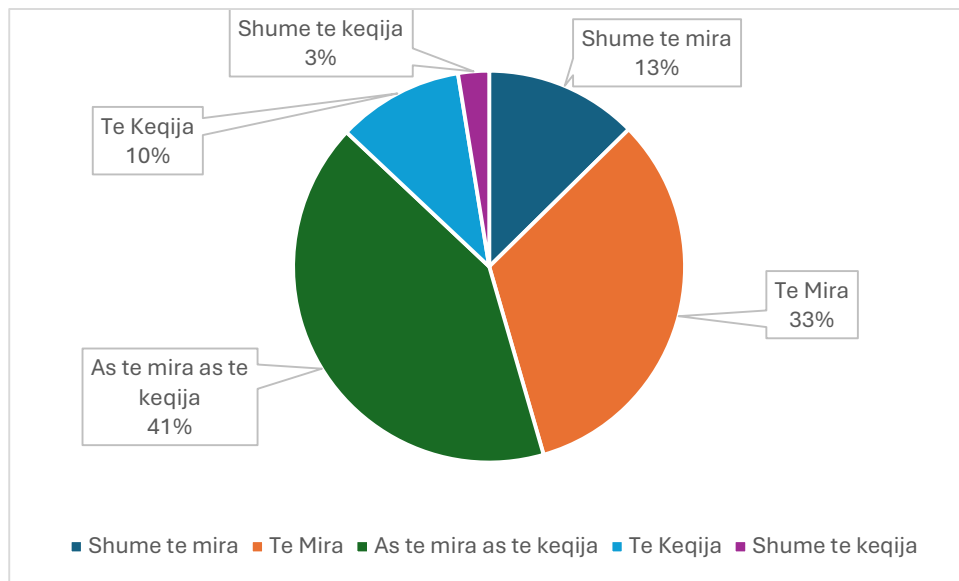




1. Pyetja 1 – Si mund ti konsideroni marredheniet e sotme me Greqine:

	SHUME TE MIRA	TE MIRA	AS TE MIRA AS TE KEQIJA	TE KEQIJA	SHUME TE KEQIJA	SHUME TE MIRA %	TE MIRA %	AS TE MIRA AS TE KEQIJA %	TE KEQIJA %	SHUME TE KEQIJA %
	114	297	375	94	23	12.62%	32.89%	41.53%	10.41%	2.55%
QYTETI										
BERAT	2	5	9	2	2	10.00%	25.00%	45.00%	10.00%	10.00%
DERVICAN	11	6	5	1	0	47.83%	26.09%	21.74%	4.35%	0.00%
DEVOLL	1	6	10	2	1	5.00%	30.00%	50.00%	10.00%	5.00%
DURRES	8	20	27	3	2	13.33%	33.33%	45.00%	5.00%	3.33%

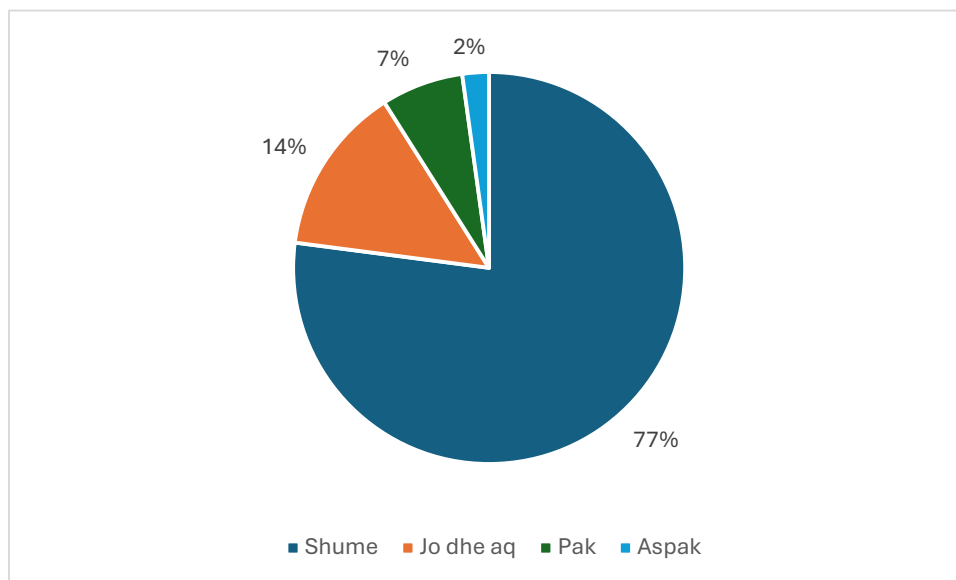
ELBASAN	4	14	24	6	0	8.33%	29.17%	50.00%	12.50%	0.00%
FIER	10	17	20	12	1	16.67%	28.33%	33.33%	20.00%	1.67%
GJIROKASTER	10	19	6	1	0	27.78%	52.78%	16.67%	2.78%	0.00%
HIMARE	6	13	4	3	1	22.22%	48.15%	14.81%	11.11%	3.70%
KORCE	6	14	36	4	0	10.00%	23.33%	60.00%	6.67%	0.00%
LEZHE	2	2	8	3	0	13.33%	13.33%	53.33%	20.00%	0.00%
LUSHNJE	2	4	11	2	1	10.00%	20.00%	55.00%	10.00%	5.00%
PERMET	5	12	6	1	0	20.83%	50.00%	25.00%	4.17%	0.00%
POGRADEC	2	10	14	4	2	6.25%	31.25%	43.75%	12.50%	6.25%
RROGOZHINE	5	2	17	2	0	19.23%	7.69%	65.38%	7.69%	0.00%
SARANDE	4	15	11	3	2	11.43%	42.86%	31.43%	8.57%	5.71%
SHKODER	3	16	31	9	1	5.00%	26.67%	51.67%	15.00%	1.67%
TEPELENE	2	3	7	3	0	13.33%	20.00%	46.67%	20.00%	0.00%
TIRANE	27	96	98	26	3	10.80%	38.40%	39.20%	10.40%	1.20%
VLORE	4	23	31	7	7	5.56%	31.94%	43.06%	9.72%	9.72%
GJINIA										
F	46	131	151	24	4	12.92%	36.80%	42.42%	6.74%	1.12%
M	68	166	224	70	19	12.43%	30.35%	40.95%	12.80%	3.47%
MOSHA										
18 - 25	18	56	57	10	5	12.33%	38.36%	39.04%	6.85%	3.42%
26 - 45	27	81	105	22	9	11.07%	33.20%	43.03%	9.02%	3.69%
46 - 65	34	92	139	41	4	10.97%	29.68%	44.84%	13.23%	1.29%
65+	35	68	74	21	5	17.24%	33.50%	36.45%	10.34%	2.46%
ARSIMI										
LARTE	30	117	138	31	11	9.17%	35.78%	42.20%	9.48%	3.36%
MESEM	54	143	181	47	10	12.41%	32.87%	41.61%	10.80%	2.30%
ULET	30	37	56	16	2	21.28%	26.24%	39.72%	11.35%	1.42%

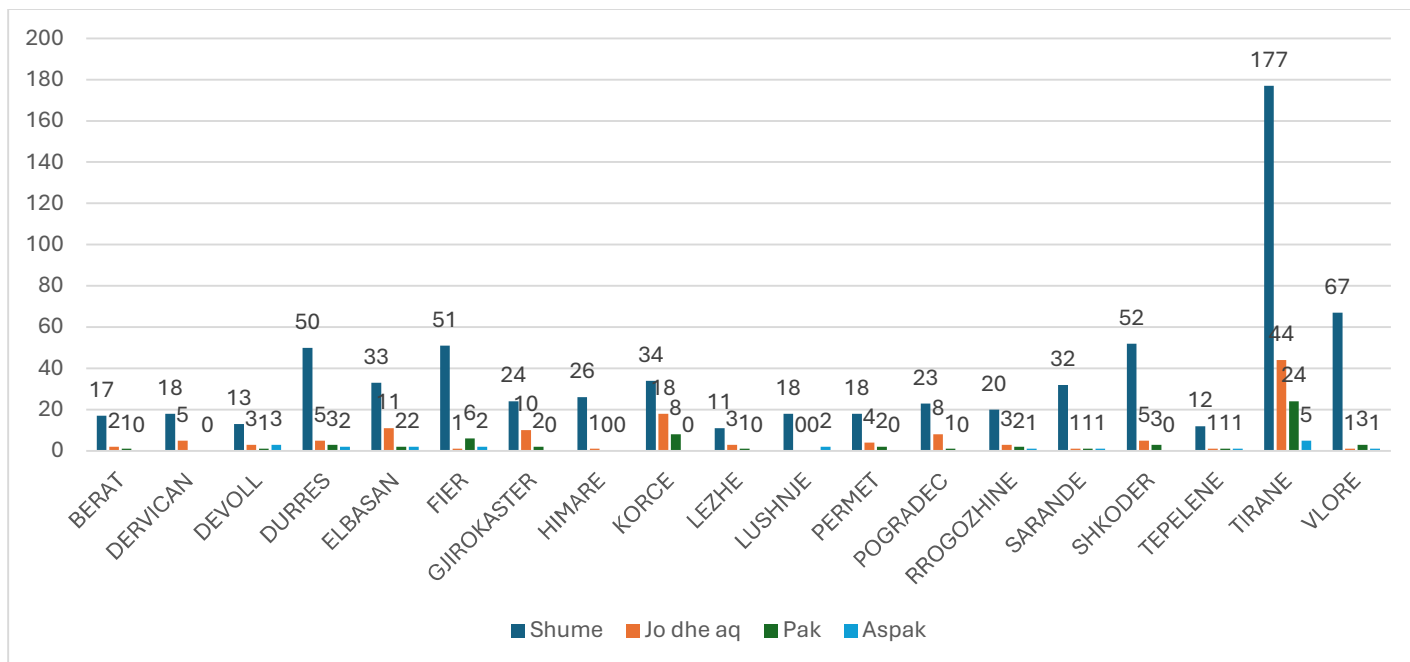


Pyetja 2 – Sa e rëndësishme është mbajtja e marrëdhënieve të mira me Greqinë?

P2 - SA E RËNDËSISHME ËSHTË MBAJTJA E MARRËDHËNIEVE TË MIRA ME GREQINË?	SHUME	JO DHE AQ	PAK	ASPAK	SHUME %	JO DHE AQ %	PAK %	ASPAK %
	696	126	61	20	77.08%	13.95%	6.76%	2.21%
QYTETI								
BERAT	17	2	1	0	85.00%	10.00%	5.00%	0.00%
DERVICAN	18	5		0	78.26%	21.74%	0.00%	0.00%
DEVOLL	13	3	1	3	65.00%	15.00%	5.00%	15.00%
DURRES	50	5	3	2	83.33%	8.33%	5.00%	3.33%
ELBASAN	33	11	2	2	68.75%	22.92%	4.17%	4.17%
FIER	51	1	6	2	85.00%	1.67%	10.00%	3.33%
GJIROKASTER	24	10	2	0	66.67%	27.78%	5.56%	0.00%
HIMARE	26	1	0	0	96.30%	3.70%	0.00%	0.00%
KORCE	34	18	8	0	56.67%	30.00%	13.33%	0.00%
LEZHE	11	3	1	0	73.33%	20.00%	6.67%	0.00%
LUSHNJE	18		0	2	90.00%	0.00%	0.00%	10.00%
PERMET	18	4	2	0	75.00%	16.67%	8.33%	0.00%
POGRADEC	23	8	1	0	71.88%	25.00%	3.13%	0.00%
RROGOZHINE	20	3	2	1	76.92%	11.54%	7.69%	3.85%
SARANDE	32	1	1	1	91.43%	2.86%	2.86%	2.86%
SHKODER	52	5	3	0	86.67%	8.33%	5.00%	0.00%
TEPELENE	12	1	1	1	80.00%	6.67%	6.67%	6.67%
TIRANE	177	44	24	5	70.80%	17.60%	9.60%	2.00%

VLORE	67	1	3	1	93.06%	1.39%	4.17%	1.39%
GJINIA								
F	265	60	29	2	74.44%	16.85%	8.15%	0.56%
M	431	66	32	18	78.79%	12.07%	5.85%	3.29%
MOSHA								
18 - 25	86	41	14	5	58.90%	28.08%	9.59%	3.42%
26 - 45	184	32	24	4	75.41%	13.11%	9.84%	1.64%
46 - 65	252	34	19	5	81.29%	10.97%	6.13%	1.61%
65+	174	19	4	6	85.71%	9.36%	1.97%	2.96%
ARSIMI								
LARTE	246	54	22	5	75.23%	16.51%	6.73%	1.53%
MESEM	341	55	27	12	78.39%	12.64%	6.21%	2.76%
ULET	109	17	12	3	77.30%	12.06%	8.51%	2.13%

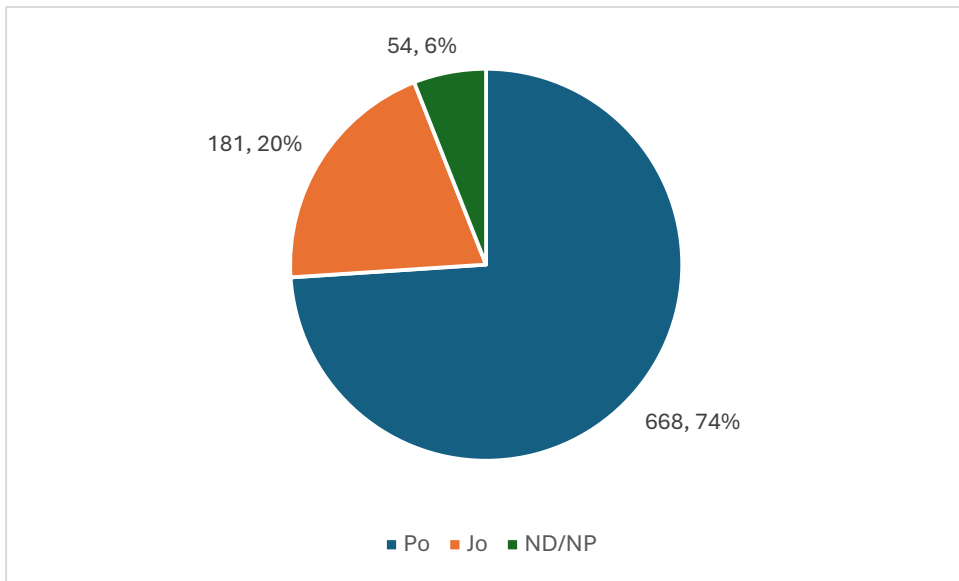




Pyetja 3 - A ke dëgjuar (a ke informacion) për Çamët dhe pronat e tyre në Greqi?

A KE DËGJUAR (A KE INFORMACION) PËR ÇAMËT DHE PRONAT E TYRE NË GREQI?	PO	JO	ND/NP	PO %	JO %	ND/NP %
	668	181	54	73.98%	20.04%	5.98%
QYTETI BERAT	20	0	0	100.00%	0.00%	0.00%

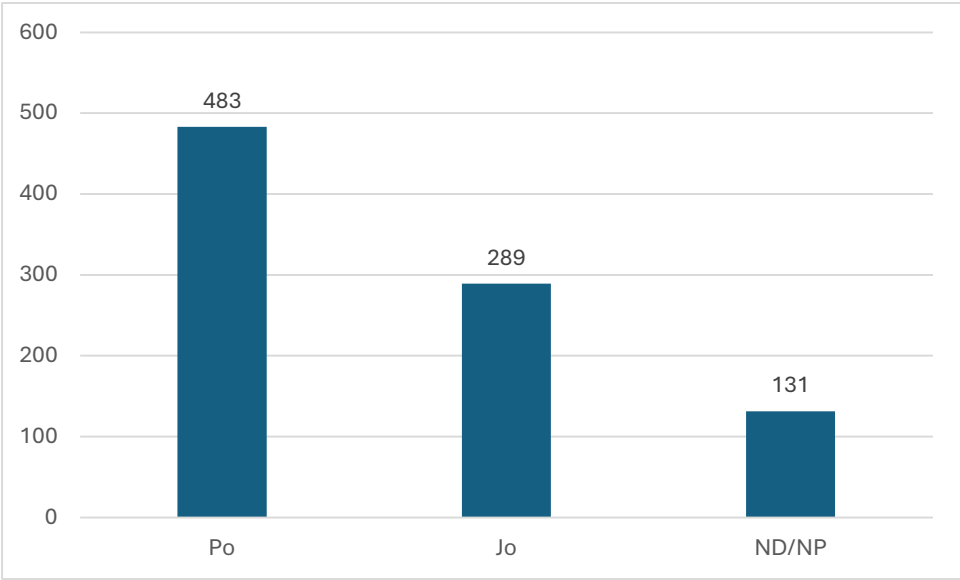
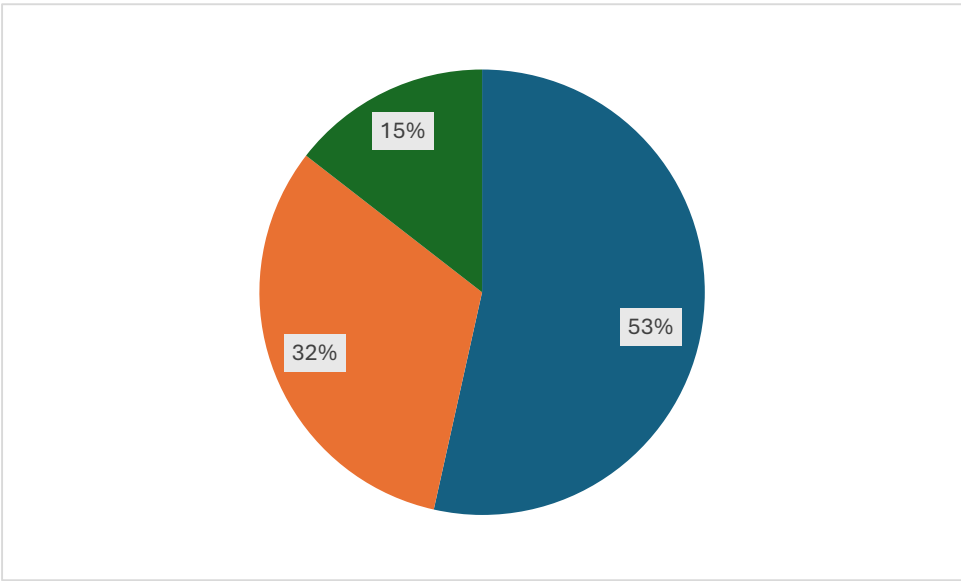
DERVICAN	18	4	1	78.26%	17.39%	4.35%
DEVOLL	15	4	1	75.00%	20.00%	5.00%
DURRES	48	7	5	80.00%	11.67%	8.33%
ELBASAN	26	21	1	54.17%	43.75%	2.08%
FIER	45	8	7	75.00%	13.33%	11.67%
GJIROKASTER	18	17	1	50.00%	47.22%	2.78%
HIMARE	23	2	2	85.19%	7.41%	7.41%
KORCE	41	16	3	68.33%	26.67%	5.00%
LEZHE	8	5	2	53.33%	33.33%	13.33%
LUSHNJE	16	3	1	80.00%	15.00%	5.00%
PERMET	10	12	2	41.67%	50.00%	8.33%
POGRADEC	21	10	1	65.63%	31.25%	3.13%
RROGOZHINE	19	5	2	73.08%	19.23%	7.69%
SARANDE	30	5	0	85.71%	14.29%	0.00%
SHKODER	45	15	0	75.00%	25.00%	0.00%
TEPELENE	15	0	0	100.00%	0.00%	0.00%
TIRANE	183	43	24	73.20%	17.20%	9.60%
VLORE	67	4	1	93.06%	5.56%	1.39%
GJINIA						
F	232	97	27	65.17%	27.25%	7.58%
M	436	84	27	79.71%	15.36%	4.94%
MOSHA						
18 - 25	88	49	9	60.27%	33.56%	6.16%
26 - 45	177	50	17	72.54%	20.49%	6.97%
46 - 65	237	52	21	76.45%	16.77%	6.77%
65+	166	30	7	81.77%	14.78%	3.45%
ARSIMI						
LARTE	248	61	18	75.84%	18.65%	5.50%
MESEM	325	88	22	74.71%	20.23%	5.06%
ULET	95	32	14	67.38%	22.70%	9.93%



Pyetja 4 - A e konsideroni çështjen Çame si pengesë në marrëdhëniet Shqiptaro - Greke?

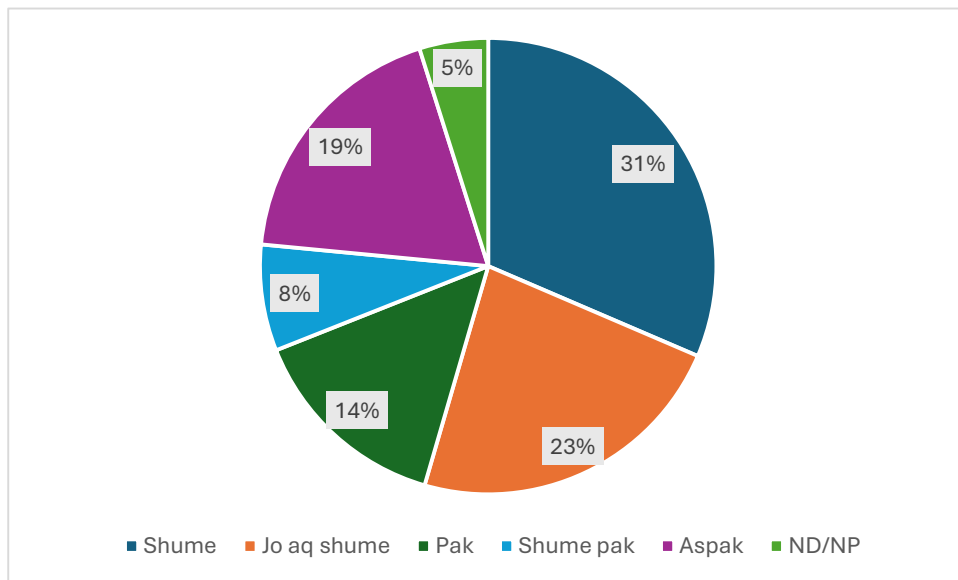
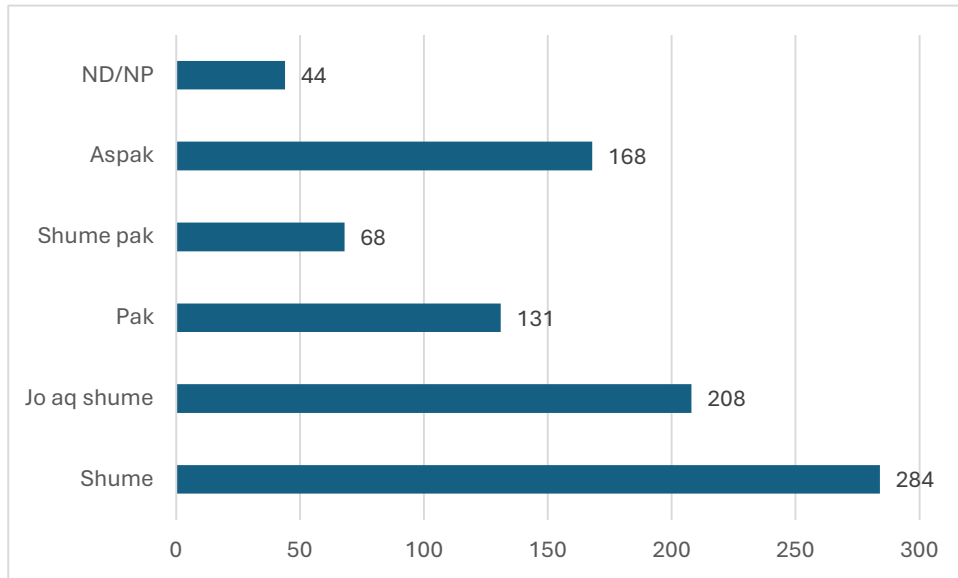
A E	PO	JO	ND/NP	PO %	JO %	ND/NP %
KONSIDERONI ÇËSHTJEN ÇAME SI PENGESË NË MARRËDHËNIET SHQIPTARO - GREKE?	483	289	131	53.49%	32.00%	14.51%
QYTETI						

BERAT	17	2	1	85.00%	10.00%	5.00%
DERVICAN	3	16	4	13.04%	69.57%	17.39%
DEVOLL	5	7	8	25.00%	35.00%	40.00%
DURRES	34	11	15	56.67%	18.33%	25.00%
ELBASAN	21	20	7	43.75%	41.67%	14.58%
FIER	41	4	15	68.33%	6.67%	25.00%
GJIROKASTER	8	22	6	22.22%	61.11%	16.67%
HIMARE	11	14	2	40.74%	51.85%	7.41%
KORCE	43	13	4	71.67%	21.67%	6.67%
LEZHE	7	7	1	46.67%	46.67%	6.67%
LUSHNJE	15	2	3	75.00%	10.00%	15.00%
PERMET	5	16	3	20.83%	66.67%	12.50%
POGRADEC	14	13	5	43.75%	40.63%	15.63%
RROGOZHINE	15	7	4	57.69%	26.92%	15.38%
SARANDE	24	8	3	68.57%	22.86%	8.57%
SHKODER	37	18	5	61.67%	30.00%	8.33%
TEPELENE	12	2	1	80.00%	13.33%	6.67%
TIRANE	121	87	42	48.40%	34.80%	16.80%
VLORE	50	20	2	69.44%	27.78%	2.78%
GJINIA						
F	151	144	61	42.42%	40.45%	17.13%
M	332	145	70	60.69%	26.51%	12.80%
MOSHA						
18 - 25	63	52	31	43.15%	35.62%	21.23%
26 - 45	116	81	47	47.54%	33.20%	19.26%
46 - 65	175	103	32	56.45%	33.23%	10.32%
65+	129	53	21	63.55%	26.11%	10.34%
ARSIMI						
LARTE	185	99	43	56.57%	30.28%	13.15%
MESEM	233	136	66	53.56%	31.26%	15.17%
ULET	65	54	22	46.10%	38.30%	15.60%



Pyetja 5 - A ke dëgjuar (a ke informacion) për çështjen e Epirit të Veriut?

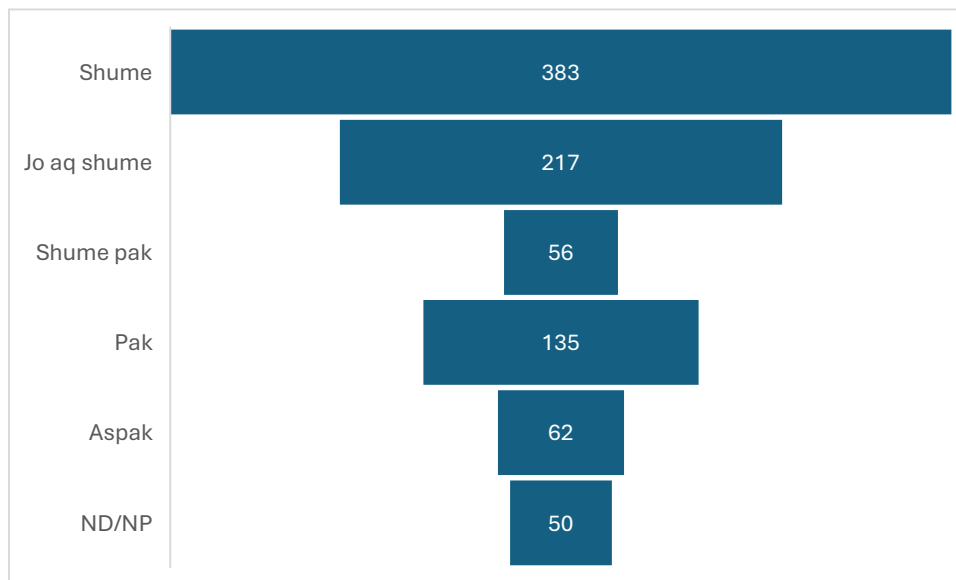
A KE DËGJUAR (A KE INFORMACION) PËR ÇËSHJTJEN E EPIRIT TË VERIUT?	SHUME	JO AQ SHUME	PAK	SHUME PAK	ASPAK	ND/NP	SHUME %	JO AQ SHUME %	SHUME PAK %	PAK %	ASPAK %	ND/NP %
	284	208	131	68	168	44	31.45%	23.03%	7.53%	14.51%	18.60%	4.87%
QYTETI												
BERAT	6	4	4	1	5	0	30.00%	20.00%	5.00%	20.00%	25.00%	0.00%
DERVICAN	13	7	0	1	1	1	56.52%	30.43%	4.35%	0.00%	4.35%	4.35%
DEVOLL	5	1	1	1	3	9	25.00%	5.00%	5.00%	5.00%	15.00%	45.00%
DURRES	15	9	16	6	14	0	25.00%	15.00%	10.00%	26.67%	23.33%	0.00%
ELBASAN	17	17	3	2	7	2	35.42%	35.42%	4.17%	6.25%	14.58%	4.17%
FIER	21	4	11	1	20	3	35.00%	6.67%	1.67%	18.33%	33.33%	5.00%
GJIROKASTER	9	9	2	4	6	6	25.00%	25.00%	11.11%	5.56%	16.67%	16.67%
HIMARE	15	3	2	0	7	0	55.56%	11.11%	0.00%	7.41%	25.93%	0.00%
KORCE	8	31	12	2	6	1	13.33%	51.67%	3.33%	20.00%	10.00%	1.67%
LEZHE	2	4	1	0	8	0	13.33%	26.67%	0.00%	6.67%	53.33%	0.00%
LUSHNJE	4	2	6	2	6	0	20.00%	10.00%	10.00%	30.00%	30.00%	0.00%
PERMET	3	13	2	1	3	2	12.50%	54.17%	4.17%	8.33%	12.50%	8.33%
POGRADEC	14	3	4	4	4	3	43.75%	9.38%	12.50%	12.50%	12.50%	9.38%
RROGOZHINE	9	7	0	0	10	0	34.62%	26.92%	0.00%	0.00%	38.46%	0.00%
SARANDE	18	6	3	0	8	0	51.43%	17.14%	0.00%	8.57%	22.86%	0.00%
SHKODER	17	15	8	6	14	0	28.33%	25.00%	10.00%	13.33%	23.33%	0.00%
TEPELENE	9	2	2	0	2	0	60.00%	13.33%	0.00%	13.33%	13.33%	0.00%
TIRANE	67	55	49	33	33	13	26.80%	22.00%	13.20%	19.60%	13.20%	5.20%
VLORE	32	16	5	4	11	4	44.44%	22.22%	5.56%	6.94%	15.28%	5.56%
GJINIA												
F	77	92	61	40	72	14	21.63%	25.84%	11.24%	17.13%	20.22%	3.93%
M	207	116	70	28	96	30	37.84%	21.21%	5.12%	12.80%	17.55%	5.48%
MOSHA												
18 - 25	18	35	27	17	37	12	12.33%	23.97%	11.64%	18.49%	25.34%	8.22%
26 - 45	62	59	36	23	50	14	25.41%	24.18%	9.43%	14.75%	20.49%	5.74%
46 - 65	113	67	41	22	55	12	36.45%	21.61%	7.10%	13.23%	17.74%	3.87%
65+	91	47	27	6	26	6	44.83%	23.15%	2.96%	13.30%	12.81%	2.96%
ARSIMI												
LARTE	105	74	53	32	52	11	32.11%	22.63%	9.79%	16.21%	15.90%	3.36%
MESEM	140	103	59	27	84	22	32.18%	23.68%	6.21%	13.56%	19.31%	5.06%
ULET	39	31	19	9	32	11	27.66%	21.99%	6.38%	13.48%	22.70%	7.80%

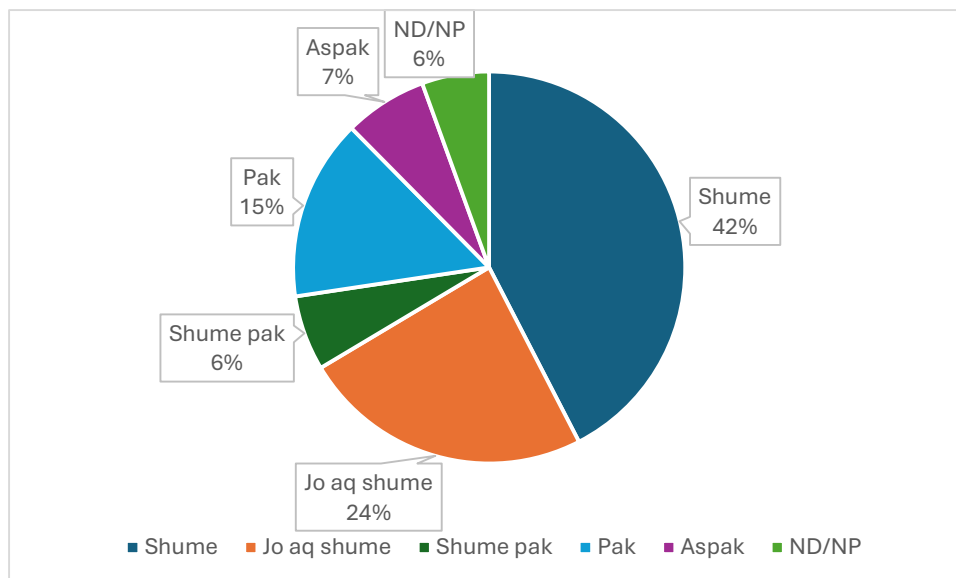


Pyetja 6 – Një nga problemet në marrëdhëniet shqiptaro – greke ishte “çështja Beleri”. Sa dijeni keni për këtë?

NJË NGA PROBLEMET NË MARRËDHËNIET SHQIPTARO – GREKE ISHTE “ÇËSHITJA BELERI”. SA DIJENI KENI PËR KËTË?	SHUME	JO AQ SHUME	SHUME PAK	PAK	ASPAK	ND/NP	SHUME %	JO AQ SHUME %	SHUME PAK %	PAK %	ASPAK %	ND/NP %
	383	217	56	135	62	50	42.41%	24.03%	6.20%	14.95%	6.87%	5.54%
QYTETI												
BERAT	11	3	2	1	2	1	55.00%	15.00%	10.00%	5.00%	10.00%	5.00%
DERVICAN	18	2	0	2	0	1	78.26%	8.70%	0.00%	8.70%	0.00%	4.35%
DEVOLL	9	3	0	1	1	6	45.00%	15.00%	0.00%	5.00%	5.00%	30.00%
DURRES	24	13	2	11	9	1	40.00%	21.67%	3.33%	18.33%	15.00%	1.67%
ELBASAN	9	21	2	6	4	6	18.75%	43.75%	4.17%	12.50%	8.33%	12.50%
FIER	24	11	7	11	2	5	40.00%	18.33%	11.67%	18.33%	3.33%	8.33%
GJIROKASTER	14	9	3	5	1	4	38.89%	25.00%	8.33%	13.89%	2.78%	11.11%
HIMARE	17	3	1	4	2	0	62.96%	11.11%	3.70%	14.81%	7.41%	0.00%
KORCE	22	24	4	7	2	1	36.67%	40.00%	6.67%	11.67%	3.33%	1.67%
LEZHE	5	6	1	2	1	0	33.33%	40.00%	6.67%	13.33%	6.67%	0.00%
LUSHNJE	10	4	0	4	2	0	50.00%	20.00%	0.00%	20.00%	10.00%	0.00%
PERMET	13	5	0	4	0	2	54.17%	20.83%	0.00%	16.67%	0.00%	8.33%
POGRADEC	12	13	1	2	0	4	37.50%	40.63%	3.13%	6.25%	0.00%	12.50%
RROGOZHINE	14	4	2	4	2	0	53.85%	15.38%	7.69%	15.38%	7.69%	0.00%
SARANDE	16	9	5	5	0	0	45.71%	25.71%	14.29%	14.29%	0.00%	0.00%
SHKODER	25	14	1	12	8	0	41.67%	23.33%	1.67%	20.00%	13.33%	0.00%
TEPELENE	13	1	0	1	0	0	86.67%	6.67%	0.00%	6.67%	0.00%	0.00%
TIRANE	92	56	24	42	21	15	36.80%	22.40%	9.60%	16.80%	8.40%	6.00%
VLORE	35	16	1	11	5	4	48.61%	22.22%	1.39%	15.28%	6.94%	5.56%
GJINIA												
F	96	94	30	69	37	30	26.97%	26.40%	8.43%	19.38%	10.39%	8.43%
M	287	123	26	66	25	20	52.47%	22.49%	4.75%	12.07%	4.57%	3.66%
MOSHA												
18 - 25	33	40	19	23	20	11	22.60%	27.40%	13.01%	15.75%	13.70%	7.53%
26 - 45	88	53	17	49	17	20	36.07%	21.72%	6.97%	20.08%	6.97%	8.20%
46 - 65	145	73	16	45	16	15	46.77%	23.55%	5.16%	14.52%	5.16%	4.84%
65+	117	51	4	18	9	4	57.64%	25.12%	1.97%	8.87%	4.43%	1.97%
ARSIMI												

LARTE	134	76	23	52	32	10	40.98%	23.24%	7.03%	15.90%	9.79%	3.06%
MESEM	199	109	22	61	16	28	45.75%	25.06%	5.06%	14.02%	3.68%	6.44%
ULET	50	32	11	22	14	12	35.46%	22.70%	7.80%	15.60%	9.93%	8.51%



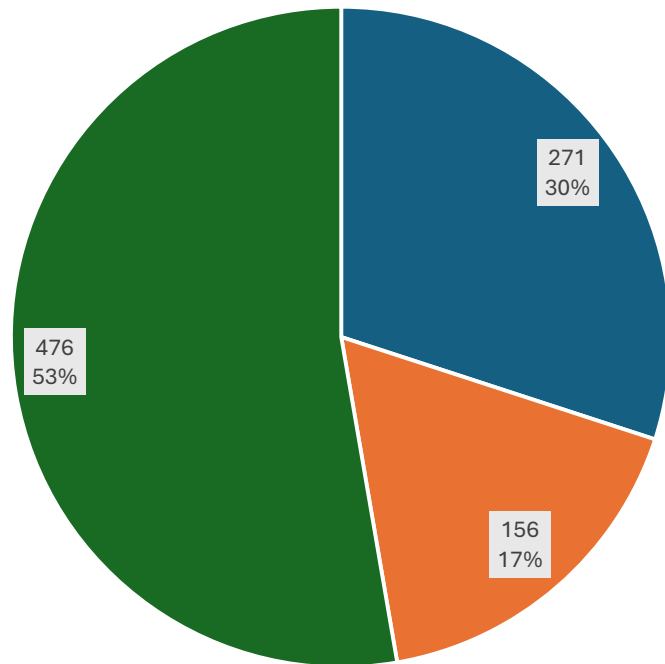


Pyetja 7 - A do ta konsideronit ju “Çështjen Beleri” si..

A DO TA KONSIDERONIT JU “ÇËSHTJEN BELERI” SI..	ÇËSHTJE E PARËNDËSISHME NË MARRËDHËNIET MES SHQIPËRISË DHE GREQISË	ÇËSHTJEN ME TE RENDESISHME NE MARREDHËNIET MES SHQIPERISE DHE GREQISE	KA ÇËSHTJE MË TË RËNDËSISHME SE KJO NË MARRËDHËNIET MES SHQIPËRISË DHE GREQISË	ÇËSHTJE E PARËNDËSISHME NË MARRËDHËNIET MES SHQIPËRISË DHE GREQISË %	ÇËSHTJEN ME TE RENDESISHME NE MARREDHËNIET MES SHQIPERISE DHE GREQISE %	KA ÇËSHTJE MË TË RËNDËSISHME SE KJO NË MARRËDHËNIET MES SHQIPËRISË DHE GREQISË %
--	--	---	--	--	---	--

	271	156	476	30.01%	17.28%	52.71%
QYTETI BERAT	10	2	8	50.00%	10.00%	40.00%
DERVICAN	3	12	8	13.04%	52.17%	34.78%
DEVOLL	5	7	8	25.00%	35.00%	40.00%

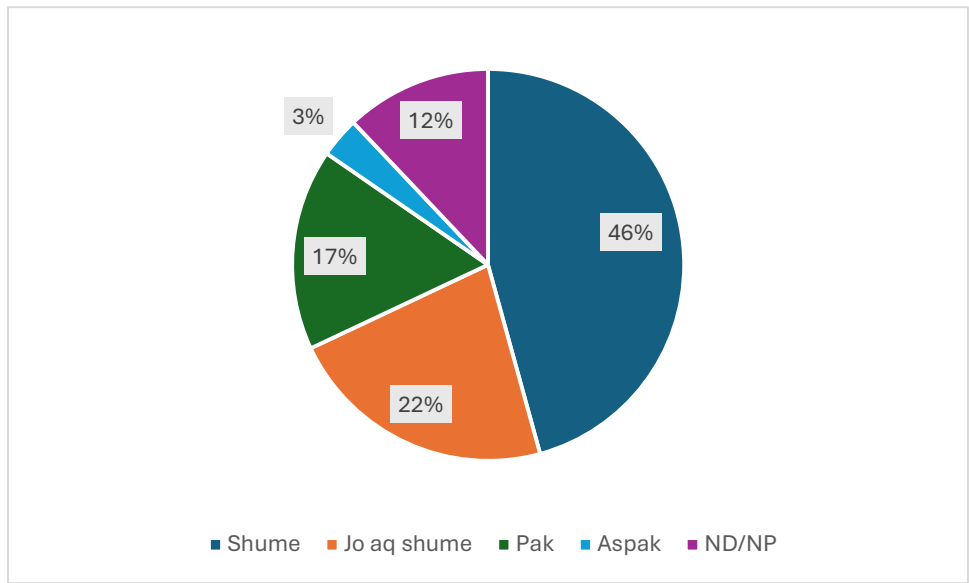
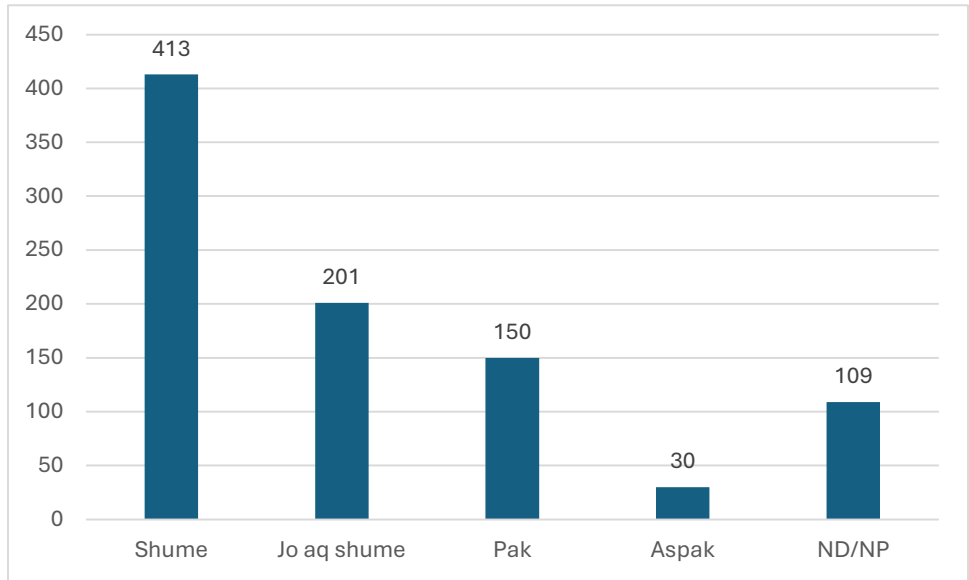
DURRES	20	5	35	33.33%	8.33%	58.33%
ELBASAN	13	10	25	27.08%	20.83%	52.08%
FIER	19	10	31	31.67%	16.67%	51.67%
GJIROKASTER	17	3	16	47.22%	8.33%	44.44%
HIMARE	10	5	12	37.04%	18.52%	44.44%
KORCE	14	15	31	23.33%	25.00%	51.67%
LEZHE	1	1	13	6.67%	6.67%	86.67%
LUSHNJE	11	2	7	55.00%	10.00%	35.00%
PERMET	7	6	11	29.17%	25.00%	45.83%
POGRADEC	9	14	9	28.13%	43.75%	28.13%
RROGOZHINE	14	6	6	53.85%	23.08%	23.08%
SARANDE	15	2	18	42.86%	5.71%	51.43%
SHKODER	16	15	29	26.67%	25.00%	48.33%
TEPELENE	4	3	8	26.67%	20.00%	53.33%
TIRANE	56	30	164	22.40%	12.00%	65.60%
VLORE	27	8	37	37.50%	11.11%	51.39%
F	85	66	205	23.88%	18.54%	57.58%
M	186	90	271	34.00%	16.45%	49.54%
18 - 25	34	30	82	23.29%	20.55%	56.16%
26 - 45	65	33	146	26.64%	13.52%	59.84%
46 - 65	104	58	148	33.55%	18.71%	47.74%
65+	68	35	100	33.50%	17.24%	49.26%
LARTE	86	51	190	26.30%	15.60%	58.10%
MESEM	131	82	222	30.11%	18.85%	51.03%
ULET	54	23	64	38.30%	16.31%	45.39%



- Çështje e parëndësishme në marrëdhëniet mes Shqipërisë dhe Greqisë
- Çështjen me te rëndësishme ne marrëdhëniet mes Shqiperise dhe Greqise
- Ka çështje më të rëndësishme se kjo në marrëdhëniet mes Shqipërisë dhe Greqisë

Pyetja 8 - Sa e mbuloi/raportoi/trajtoi media shqiptare “Çështjen Beleri”?

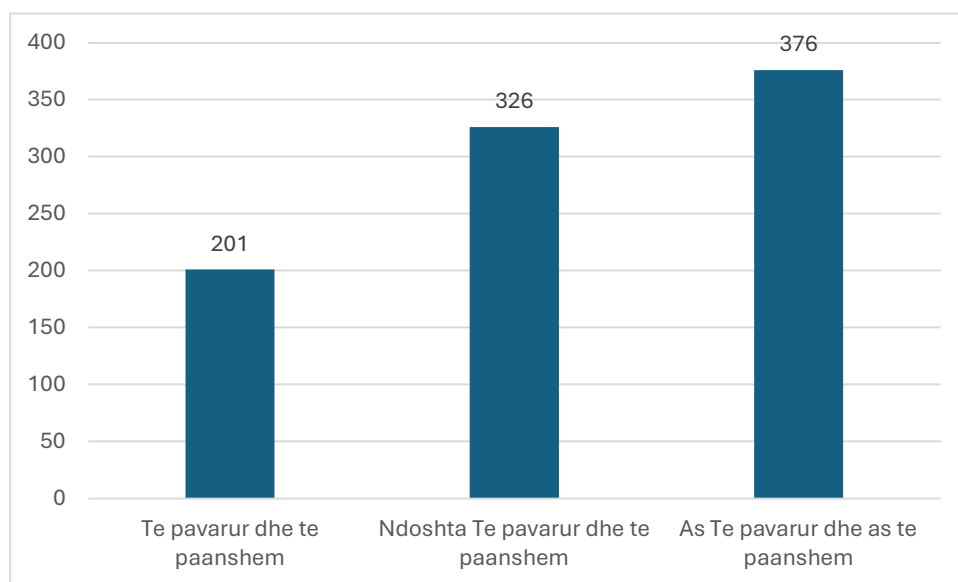
SA E MBULOI/RAPORTOI/TRAJTOI MEDIA SHQIPTARE "ÇËSHTJEN BELERI"?	SHUME	JO AQ SHUME	PAK	ASPAK	ND/NP	SHUME %	JO AQ SHUME %	PAK %	ASPAK %	ND/NP %
	413	201	150	30	109	45.74%	22.26%	16.61%	3.32%	12.07%
QYTETI										
BERAT	11	4	4	0	1	55.00%	20.00%	20.00%	0.00%	5.00%
DERVICAN	13	6	2	0	2	56.52%	26.09%	8.70%	0.00%	8.70%
DEVOLL	7	1	4	0	8	35.00%	5.00%	20.00%	0.00%	40.00%
DURRES	28	9	15	3	5	46.67%	15.00%	25.00%	5.00%	8.33%
ELBASAN	17	12	8	2	9	35.42%	25.00%	16.67%	4.17%	18.75%
FIER	37	7	10	3	3	61.67%	11.67%	16.67%	5.00%	5.00%
GJIROKASTER	13	10	7	1	5	36.11%	27.78%	19.44%	2.78%	13.89%
HIMARE	18	1	4	3	1	66.67%	3.70%	14.81%	11.11%	3.70%
KORCE	13	29	10	1	7	21.67%	48.33%	16.67%	1.67%	11.67%
LEZHE	7	4	3	0	1	46.67%	26.67%	20.00%	0.00%	6.67%
LUSHNJE	13	1	4	1	1	65.00%	5.00%	20.00%	5.00%	5.00%
PERMET	13	8	2	0	1	54.17%	33.33%	8.33%	0.00%	4.17%
POGRADEC	12	10	3	1	6	37.50%	31.25%	9.38%	3.13%	18.75%
RROGOZHINE	11	6	7	0	2	42.31%	23.08%	26.92%	0.00%	7.69%
SARANDE	21	2	6	2	4	60.00%	5.71%	17.14%	5.71%	11.43%
SHKODER	25	15	11	3	6	41.67%	25.00%	18.33%	5.00%	10.00%
TEPELENE	10	4	1	0	0	66.67%	26.67%	6.67%	0.00%	0.00%
TIRANE	101	58	44	10	37	40.40%	23.20%	17.60%	4.00%	14.80%
VLORE	43	14	5	0	10	59.72%	19.44%	6.94%	0.00%	13.89%
GJINIA										
F	136	78	72	12	58	38.20%	21.91%	20.22%	3.37%	16.29%
M	277	123	78	18	51	50.64%	22.49%	14.26%	3.29%	9.32%
MOSHA										
18 - 25	48	28	31	8	31	32.88%	19.18%	21.23%	5.48%	21.23%
26 - 45	115	53	27	7	42	47.13%	21.72%	11.07%	2.87%	17.21%
46 - 65	151	65	57	9	28	48.71%	20.97%	18.39%	2.90%	9.03%
65+	99	55	35	6	8	48.77%	27.09%	17.24%	2.96%	3.94%
ARSIMI										
LARTE	154	74	44	13	42	47.09%	22.63%	13.46%	3.98%	12.84%
MESEM	207	99	70	12	47	47.59%	22.76%	16.09%	2.76%	10.80%
ULET	52	28	36	5	20	36.88%	19.86%	25.53%	3.55%	14.18%

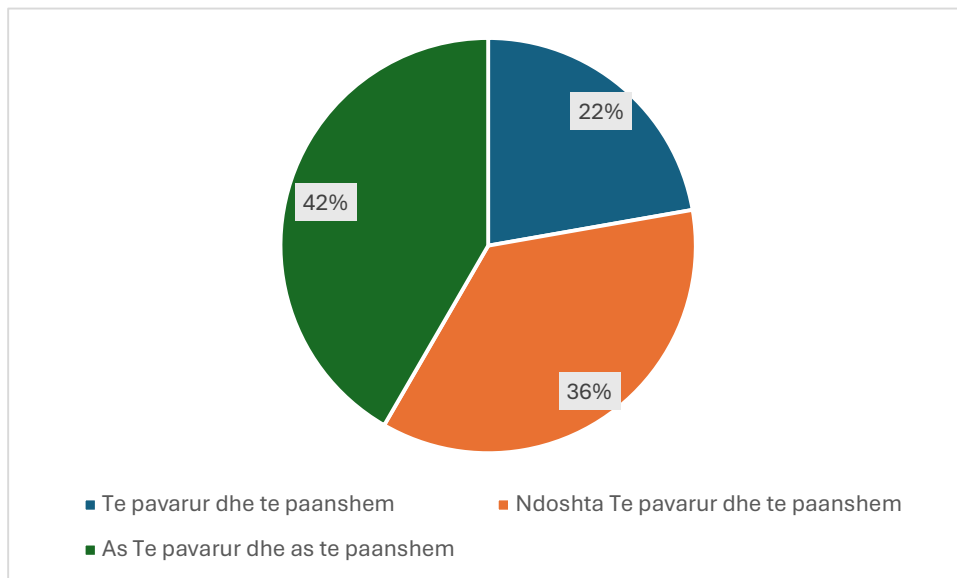


Pyetja 9 - Si e vlerësoni sistemin e Drejtësisë në Shqipëri..?

SI E VLERËSONI SISTEMIN E DREJTËSISË NË SHQIPËRI..?	TE PAVARUR DHE TE PAANSHEM	NDOSHTA TE PAVARUR DHE TE PAANSHEM	AS TE PAVARUR DHE AS TE PAANSHEM	TE PAVARUR DHE TE PAANSHEM %	NDOSHTA TE PAVARUR DHE TE PAANSHEM %	AS TE PAVARUR DHE AS TE PAANSHEM %
	201	326	376	22.26%	36.10%	41.64%
QYTETI						
BERAT	8	7	5	40.00%	35.00%	25.00%
DERVICAN	7	9	7	30.43%	39.13%	30.43%
DEVOLL	2	11	7	10.00%	55.00%	35.00%
DURRES	12	19	29	20.00%	31.67%	48.33%
ELBASAN	10	22	16	20.83%	45.83%	33.33%
FIER	15	19	26	25.00%	31.67%	43.33%
GJIROKASTER	7	16	13	19.44%	44.44%	36.11%
HIMARE	8	3	16	29.63%	11.11%	59.26%
KORCE	10	30	20	16.67%	50.00%	33.33%
LEZHE	5	4	6	33.33%	26.67%	40.00%
LUSHNJE	4	7	9	20.00%	35.00%	45.00%
PERMET	5	14	5	20.83%	58.33%	20.83%
POGRADEC	8	12	12	25.00%	37.50%	37.50%
RROGOZHINE	11	3	12	42.31%	11.54%	46.15%
SARANDE	10	11	14	28.57%	31.43%	40.00%
SHKODER	7	27	26	11.67%	45.00%	43.33%
TEPELENE	5	8	2	33.33%	53.33%	13.33%
TIRANE	56	79	115	22.40%	31.60%	46.00%
VLORE	11	25	36	15.28%	34.72%	50.00%
GJINIA						
F	62	155	139	17.42%	43.54%	39.04%
M	139	171	237	25.41%	31.26%	43.33%
MOSHA						
18 - 25	21	60	65	14.38%	41.10%	44.52%
26 - 45	49	83	112	20.08%	34.02%	45.90%
46 - 65	61	122	127	19.68%	39.35%	40.97%

65+	70	61	72	34.48%	30.05%	35.47%
ARSIMI						
LARTE	60	124	143	18.35%	37.92%	43.73%
MESEM	110	152	173	25.29%	34.94%	39.77%
ULET	31	50	60	21.99%	35.46%	42.55%



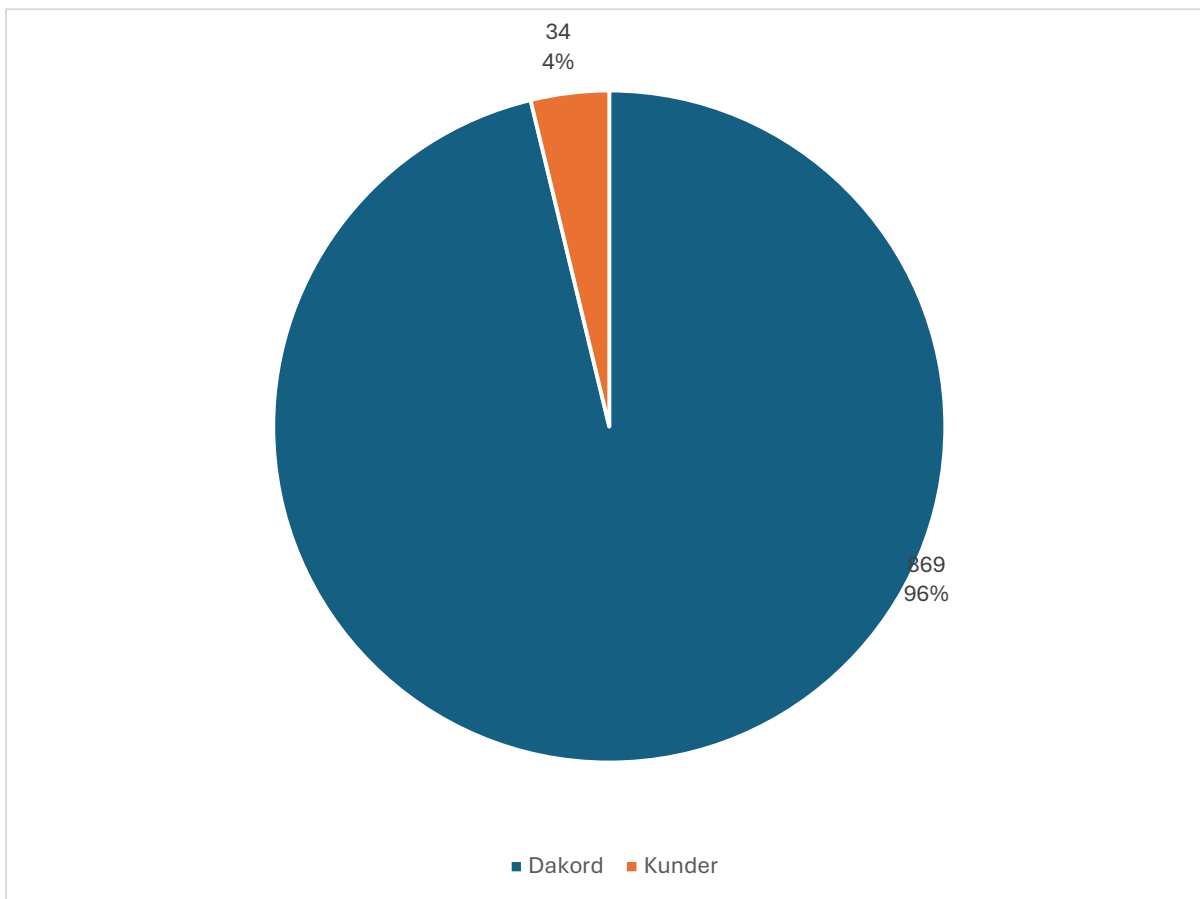


Pyetja 10 - Me cilin nga vlerësimet e mëposhtme jeni Dakord dhe me cilin jeni Kundër?

- A) Emigrantët Shqiptarë kanë kontribuar në zhvillimin e ekonomisë në Greqi

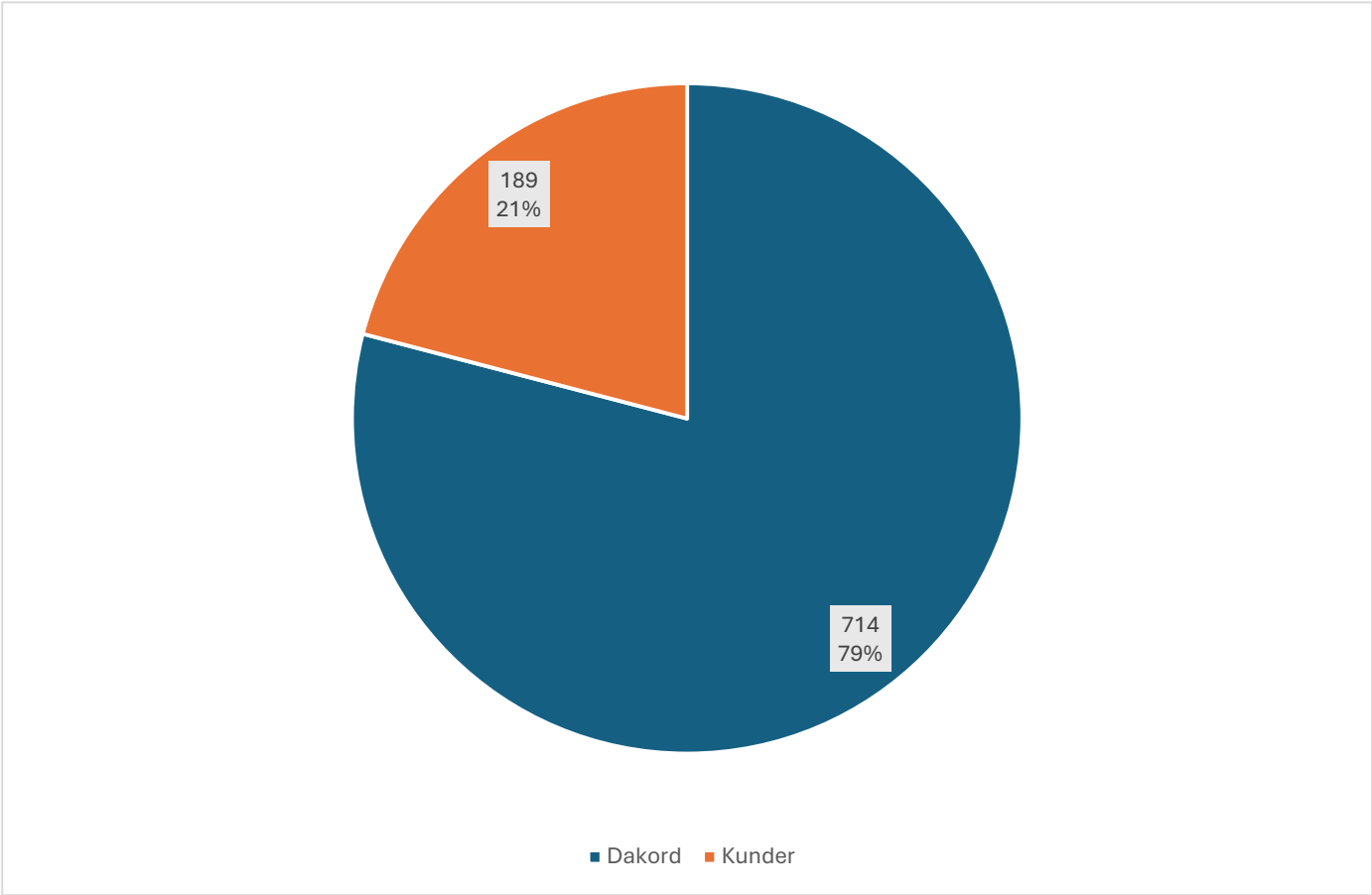
EMIGRANTËT SHQIPTARË KANË KONTRIBUAR NË ZHVILLIMIN E EKONOMISË NË GREQI	DAKORD	KUNDER	DAKORD %	KUNDER %
	869	34	96.23%	3.77%
QYTETI				
BERAT	19	1	95.00%	5.00%
DERVICAN	21	2	91.30%	8.70%

DEVOLL	20	0	100.00%	0.00%
DURRES	59	1	98.33%	1.67%
ELBASAN	46	2	95.83%	4.17%
FIER	60	0	100.00%	0.00%
GJIROKASTER	35	1	97.22%	2.78%
HIMARE	26	1	96.30%	3.70%
KORCE	57	3	95.00%	5.00%
LEZHE	15	0	100.00%	0.00%
LUSHNJE	19	1	95.00%	5.00%
PERMET	24	0	100.00%	0.00%
POGRADEC	31	1	96.88%	3.13%
RROGOZHINE	26	0	100.00%	0.00%
SARANDE	33	2	94.29%	5.71%
SHKODER	58	2	96.67%	3.33%
TEPELENE	15	0	100.00%	0.00%
TIRANE	235	15	94.00%	6.00%
VLORE	70	2	97.22%	2.78%
GJINIA				
F	336	20	94.38%	5.62%
M	533	14	97.44%	2.56%
MOSHA				
18 - 25	137	9	93.84%	6.16%
26 - 45	231	13	94.67%	5.33%
46 - 65	302	8	97.42%	2.58%
65+	199	4	98.03%	1.97%
ARSIMI				
LARTE	310	17	94.80%	5.20%
MESEM	424	11	97.47%	2.53%
ULET	135	6	95.74%	4.26%



b) Qeveria Shqiptare i respekton të drejtat e Minoritetit Grek në Shqipëri

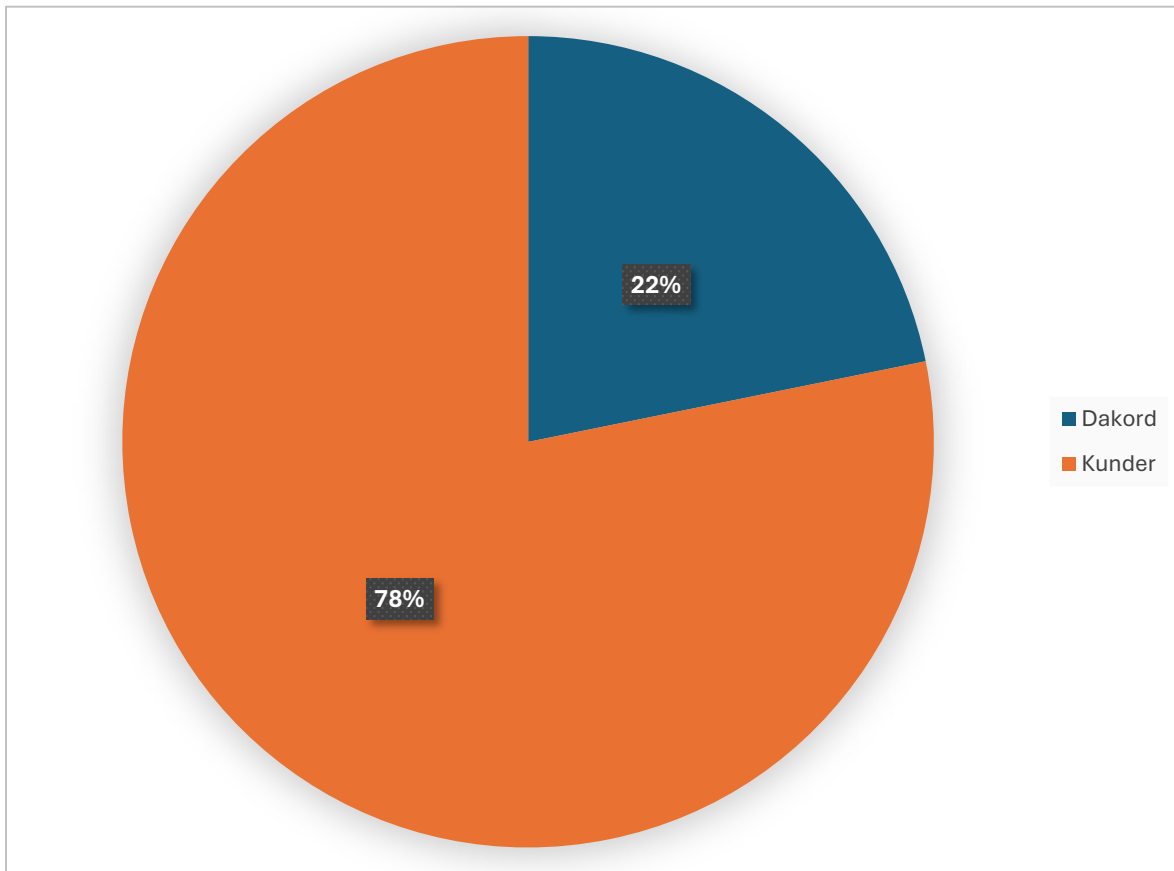
QEVERIA SHQIPTARE I RESPEKTON TË DREJTAT E MINORITETIT GREK NË SHQIPËRI	DAKORD	KUNDER	DAKORD %	KUNDER %
	714	189	79.07%	20.93%
QYTETI				
BERAT	18	2	90.00%	10.00%
DERVICAN	16	7	69.57%	30.43%
DEVOLL	19	1	95.00%	5.00%
DURRES	53	7	88.33%	11.67%
ELBASAN	31	17	64.58%	35.42%
FIER	52	8	86.67%	13.33%
GJIROKASTER	25	11	69.44%	30.56%
HIMARE	15	12	55.56%	44.44%
KORCE	33	27	55.00%	45.00%
LEZHE	8	7	53.33%	46.67%
LUSHNJE	18	2	90.00%	10.00%
PERMET	17	7	70.83%	29.17%
POGRADEC	20	12	62.50%	37.50%
RROGOZHINE	24	2	92.31%	7.69%
SARANDE	32	3	91.43%	8.57%
SHKODER	49	11	81.67%	18.33%
TEPELENE	15	0	100.00%	0.00%
TIRANE	206	44	82.40%	17.60%
VLORE	63	9	87.50%	12.50%
GJINIA				
F	264	92	74.16%	25.84%
M	450	97	82.27%	17.73%
ARSIMI				
18 - 25	103	43	70.55%	29.45%
26 - 45	187	57	76.64%	23.36%
46 - 65	250	60	80.65%	19.35%
65+	174	29	85.71%	14.29%
ARSIMI				
LARTE	267	60	81.65%	18.35%
MESEM	337	98	77.47%	22.53%
ULET	110	31	78.01%	21.99%



c) Minoriteti Grek që jeton në Shqipëri përbën kërcënim për vendin

MINORITETI GREK QË JETON NË SHQIPËRI PËRBËN KËRCËNIM PËR VENDIN	DAKORD	KUNDER	DAKORD %	KUNDER %
	197	706	21.82%	78.18%
BERAT	1	19	5.00%	95.00%
DERVICAN	8	15	34.78%	65.22%
DEVOLL	7	13	35.00%	65.00%
DURRES	10	50	16.67%	83.33%
ELBASAN	19	29	39.58%	60.42%
FIER	9	51	15.00%	85.00%
GJIROKASTER	9	27	25.00%	75.00%
HIMARE	2	25	7.41%	92.59%
KORCE	29	31	48.33%	51.67%
LEZHE	7	8	46.67%	53.33%
LUSHNJE		20	0.00%	100.00%
PERMET	8	16	33.33%	66.67%
POGRADEC	14	18	43.75%	56.25%
RROGOZHINE	3	23	11.54%	88.46%
SARANDE	5	30	14.29%	85.71%
SHKODER	12	48	20.00%	80.00%
TEPELENE	1	14	6.67%	93.33%
TIRANE	45	205	18.00%	82.00%
VLORE	8	64	11.11%	88.89%
F	90	266	25.28%	74.72%
M	107	440	19.56%	80.44%
18 - 25	37	109	25.34%	74.66%

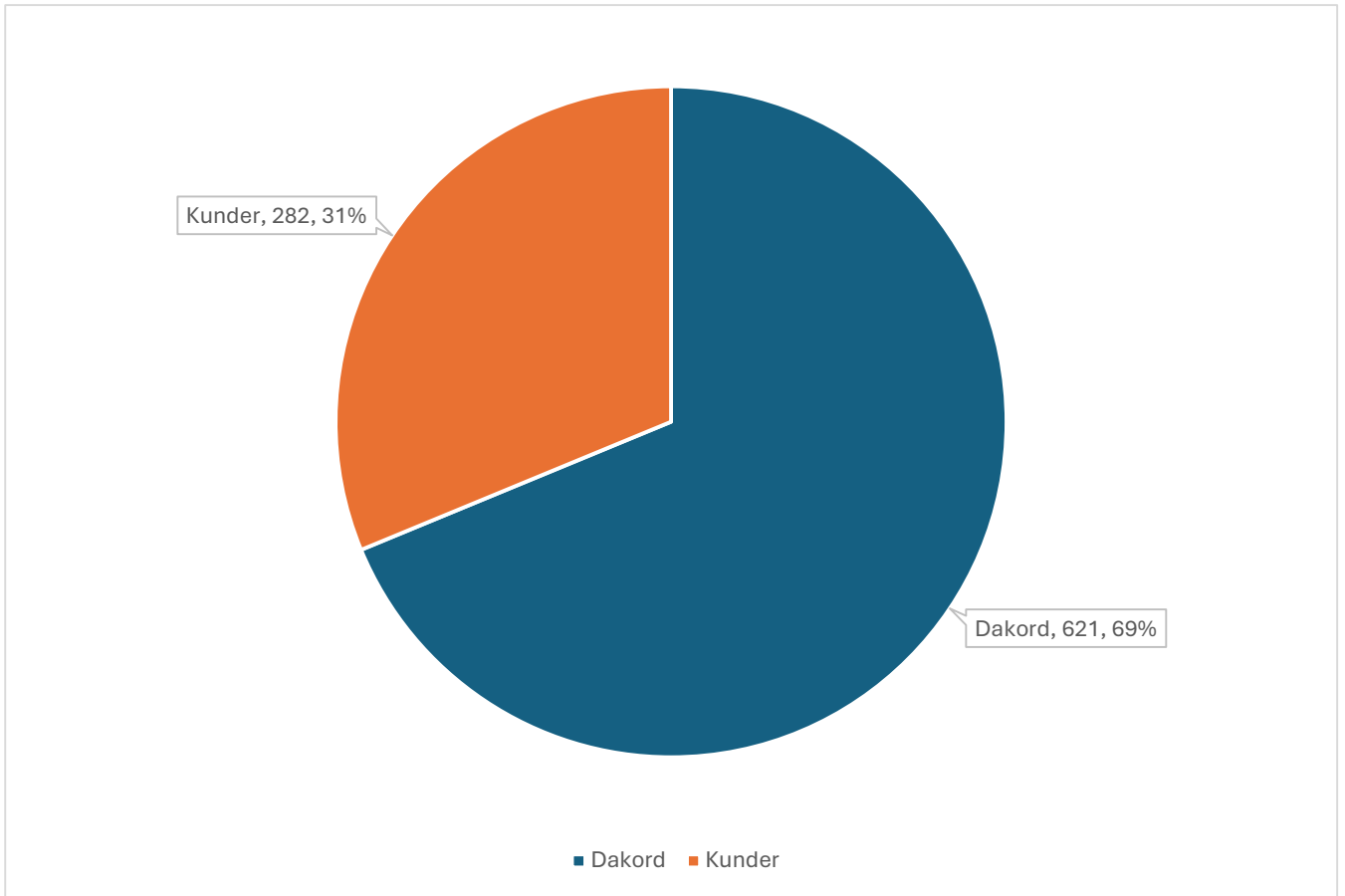
26 - 45	51	193	20.90%	79.10%
46 - 65	69	241	22.26%	77.74%
65+	40	163	19.70%	80.30%
LARTE	55	272	16.82%	83.18%
MESEM	108	327	24.83%	75.17%
ULET	34	107	24.11%	75.89%



d) Greqia e ka ndihmuar Shqipërinë në 20 vitet e fundit

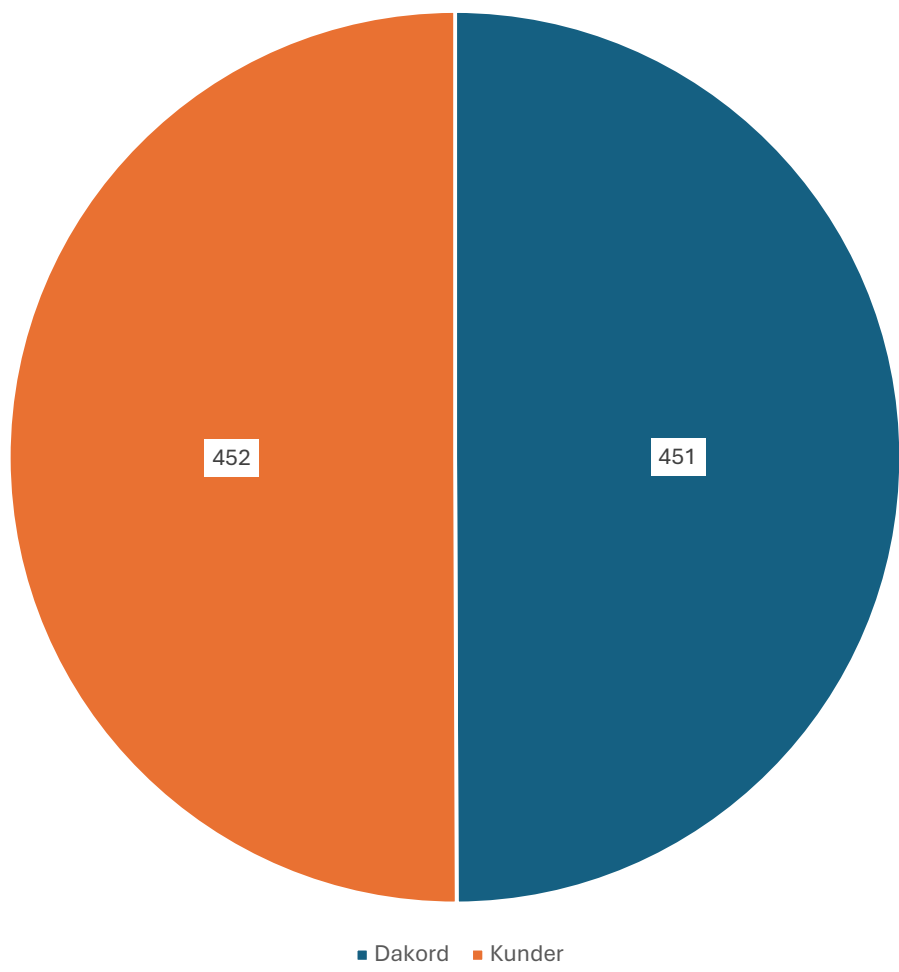
GREQIA E KA NDIHMUAR SHQIPËRINË NË 20 VITET E FUNDIT	DAKORD	KUNDER	DAKORD %	KUNDER %	TOTAL
	621	282	68.77%	31.23%	903
QYTETI					
BERAT	16	4	80.00%	20.00%	20
DERVICAN	23	0	100.00%	0.00%	23
DEVOLL	12	8	60.00%	40.00%	20
DURRES	41	19	68.33%	31.67%	60
ELBASAN	35	13	72.92%	27.08%	48
FIER	40	20	66.67%	33.33%	60
GJIROKASTER	27	9	75.00%	25.00%	36
HIMARE	25	2	92.59%	7.41%	27
KORCE	46	14	76.67%	23.33%	60
LEZHE	10	5	66.67%	33.33%	15
LUSHNJE	12	8	60.00%	40.00%	20
PERMET	22	2	91.67%	8.33%	24
POGRADEC	25	7	78.13%	21.88%	32
RROGOZHINE	16	10	61.54%	38.46%	26
SARANDE	24	11	68.57%	31.43%	35
SHKODER	49	11	81.67%	18.33%	60
TEPELENE	9	6	60.00%	40.00%	15
TIRANE	141	109	56.40%	43.60%	250
VLORE	48	24	66.67%	33.33%	72

F	257	99	72.19%	27.81%	356
M	364	183	66.54%	33.46%	547
18 - 25	90	56	61.64%	38.36%	146
26 - 45	142	102	58.20%	41.80%	244
46 - 65	233	77	75.16%	24.84%	310
65+	156	47	76.85%	23.15%	203
LARTE	203	124	62.08%	37.92%	327
MESEM	318	117	73.10%	26.90%	435
ULET	100	41	70.92%	29.08%	141



e) Grekët nuk duan që Shqipëria të bëhet anëtare e BE-së

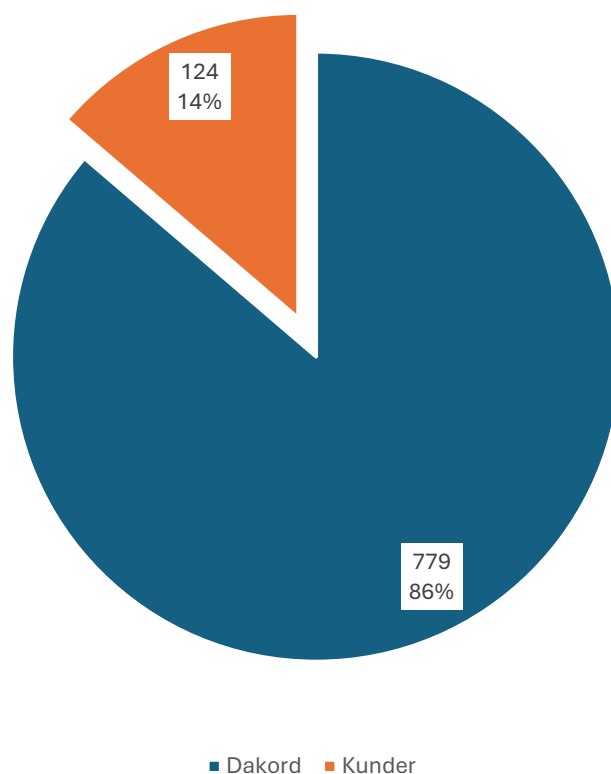
Grekët nuk duan që Shqipëria të bëhet anëtare e BE-së	Dakord	Kunder	Dakord %	Kunder %	Total
	451	452	49.94%	50.06%	903
BERAT	9	11	45.00%	55.00%	20
DERVICAN	7	16	30.43%	69.57%	23
DEVOLL	15	5	75.00%	25.00%	20
DURRES	35	25	58.33%	41.67%	60
ELBASAN	22	26	45.83%	54.17%	48
FIER	21	39	35.00%	65.00%	60
GJIROKASTER	13	23	36.11%	63.89%	36
HIMARE	8	19	29.63%	70.37%	27
KORCE	27	33	45.00%	55.00%	60
LEZHE	7	8	46.67%	53.33%	15
LUSHNJE	9	11	45.00%	55.00%	20
PERMET	8	16	33.33%	66.67%	24
POGRADEC	14	18	43.75%	56.25%	32
RROGOZHINE	11	15	42.31%	57.69%	26
SARANDE	17	18	48.57%	51.43%	35
SHKODER	20	40	33.33%	66.67%	60
TEPELENE	9	6	60.00%	40.00%	15
TIRANE	158	92	63.20%	36.80%	250
VLORE	41	31	56.94%	43.06%	72
F	168	188	47.19%	52.81%	356
M	283	264	51.74%	48.26%	547
18 - 25	81	65	55.48%	44.52%	146
26 - 45	142	102	58.20%	41.80%	244
46 - 65	139	171	44.84%	55.16%	310
65+	89	114	43.84%	56.16%	203
Larte	170	157	51.99%	48.01%	327
Mesem	221	214	50.80%	49.20%	435
Ulet	60	81	42.55%	57.45%	141



f) Fëmijët e emigrantëve shqiptarë të rritur në Greqi janë integruar plotësisht në shoqërinë greke

Fëmijët e emigrantëve shqiptarë të rritur në Greqi janë integruar plotësisht në shoqërinë greke	Dakord	Kunder	Dakord %	Kunder %	Total
	779	124	86.27%	13.73%	903
BERAT	16	4	80.00%	20.00%	20
DERVICAN	20	3	86.96%	13.04%	23
DEVOLL	15	5	75.00%	25.00%	20
DURRES	56	4	93.33%	6.67%	60
ELBASAN	42	6	87.50%	12.50%	48
FIER	56	4	93.33%	6.67%	60
GJIROKASTER	32	4	88.89%	11.11%	36
HIMARE	24	3	88.89%	11.11%	27
KORCE	52	8	86.67%	13.33%	60
LEZHE	10	5	66.67%	33.33%	15
LUSHNJE	15	5	75.00%	25.00%	20
PERMET	22	2	91.67%	8.33%	24
POGRADEC	31	1	96.88%	3.13%	32
RROGOZHINE	24	2	92.31%	7.69%	26
SARANDE	35	0	100.00%	0.00%	35
SHKODER	53	7	88.33%	11.67%	60
TEPELENE	14	1	93.33%	6.67%	15
TIRANE	198	52	79.20%	20.80%	250
VLORE	64	8	88.89%	11.11%	72
F	298	58	83.71%	16.29%	356
M	481	66	87.93%	12.07%	547
18 - 25	106	40	72.60%	27.40%	146
26 - 45	204	40	83.61%	16.39%	244
46 - 65	277	33	89.35%	10.65%	310

65+	192	11	94.58%	5.42%	203
Larte	260	67	79.51%	20.49%	327
Mesem	388	47	89.20%	10.80%	435
Ulet	131	10	92.91%	7.09%	141

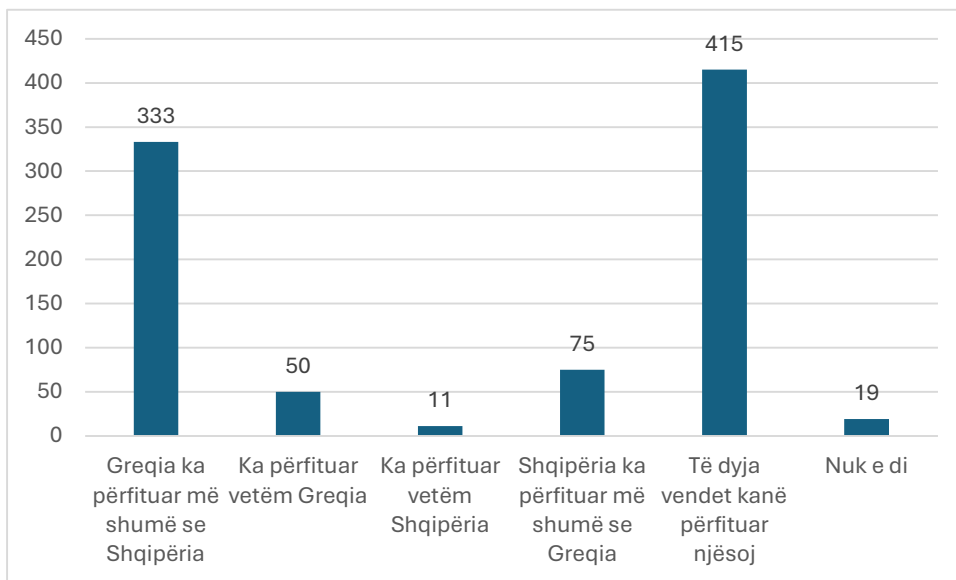
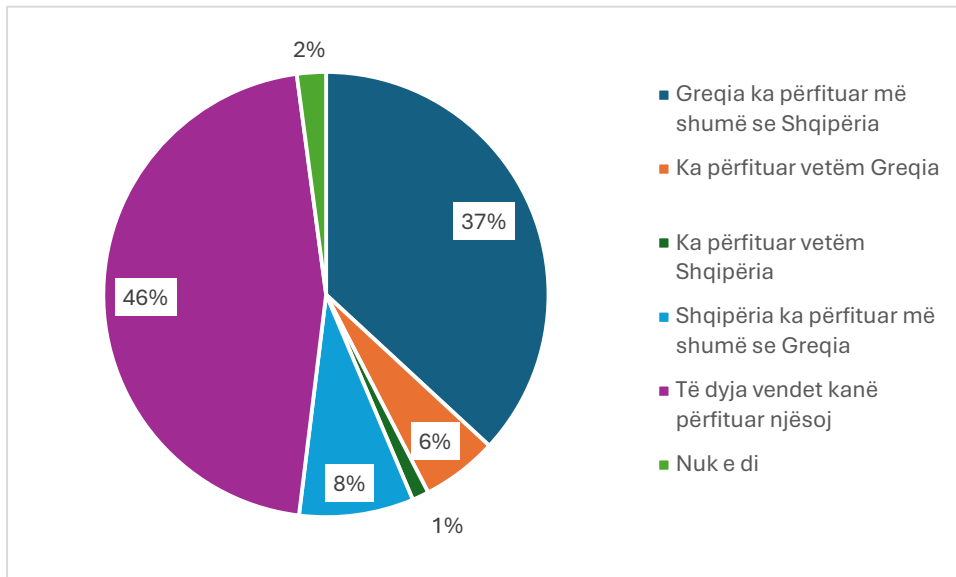


■ Dakord ■ Kunder

Pyetja 12 - Referuar marrëdhëniet ekonomike mes Shqipërisë dhe Greqisë, që nga viti 1990, ju mendoni se?

Referuar marrëdhëniet ekonomike mes Shqipërisë dhe Greqisë, që nga viti 1990, ju mendoni se?	Greqia ka përfituar më shumë se Shqipëria	Ka përfituar vetëm Greqia	Ka përfituar vetëm Shqipëria	Shqipëria ka përfituar më shumë se Greqia	Të dyja vendet kanë përfituar njësoj	Nuk e di	Greqia ka përfituar më shumë se Shqipëria %	Ka përfituar vetëm Greqia %	Ka përfituar vetëm Shqipëria %	Shqipëria ka përfituar më shumë se Greqia %	Të dyja vendet kanë përfituar njësoj %	Nuk e di %
	333	50	11	75	415	19	36.88%	5.54%	1.22%	8.31%	45.96%	2.10%
BERAT	6	0	0	3	10	1	30.00%	0.00%	0.00%	15.00%	50.00%	5.00%
DERVICAN	4	0	0	7	12	0	17.39%	0.00%	0.00%	30.43%	52.17%	0.00%
DEVOLL	10	2	0	0	8	0	50.00%	10.00%	0.00%	0.00%	40.00%	0.00%

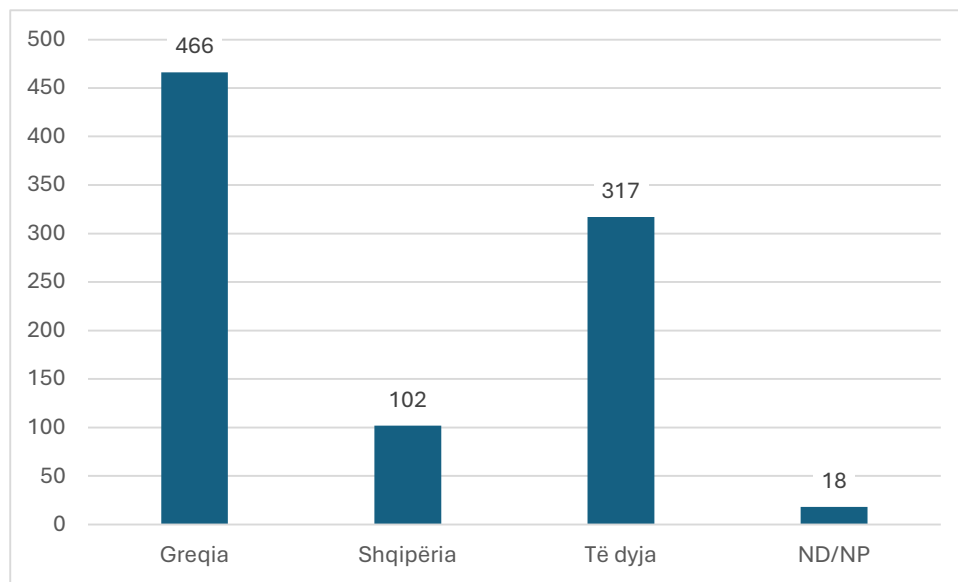
DURRES	14	4	2	5	33	2	23.33%	6.67%	3.33%	8.33%	55.00%	3.33%
ELBASAN	20	9	0	3	15	1	41.67%	18.75%	0.00%	6.25%	31.25%	2.08%
FIER	28	0	0	7	25	0	46.67%	0.00%	0.00%	11.67%	41.67%	0.00%
GJIROKASTER	23	0	0	2	11	0	63.89%	0.00%	0.00%	5.56%	30.56%	0.00%
HIMARE	3	0	1	2	21	0	11.11%	0.00%	3.70%	7.41%	77.78%	0.00%
KORCE	22	2	1	8	24	3	36.67%	3.33%	1.67%	13.33%	40.00%	5.00%
LEZHE	5	0	0	2	7	1	33.33%	0.00%	0.00%	13.33%	46.67%	6.67%
LUSHNJE	8	0	0	3	8	1	40.00%	0.00%	0.00%	15.00%	40.00%	5.00%
PERMET	8	0	0	4	12	0	33.33%	0.00%	0.00%	16.67%	50.00%	0.00%
POGRADEC	12	2	0	1	17	0	37.50%	6.25%	0.00%	3.13%	53.13%	0.00%
RROGOZHINE	13	0	0	3	9	1	50.00%	0.00%	0.00%	11.54%	34.62%	3.85%
SARANDE	6	2	0	1	26	0	17.14%	5.71%	0.00%	2.86%	74.29%	0.00%
SHKODER	25	2	0	7	25	1	41.67%	3.33%	0.00%	11.67%	41.67%	1.67%
TEPELENE	8	0	0	1	6	0	53.33%	0.00%	0.00%	6.67%	40.00%	0.00%
TIRANE	88	23	6	11	114	8	35.20%	9.20%	2.40%	4.40%	45.60%	3.20%
VLORE	30	4	1	5	32	0	41.67%	5.56%	1.39%	6.94%	44.44%	0.00%
F	138	27	4	20	154	13	38.76%	7.58%	1.12%	5.62%	43.26%	3.65%
M	195	23	7	55	261	6	35.65%	4.20%	1.28%	10.05%	47.71%	1.10%
18 - 25	70	11	1	5	50	9	47.95%	7.53%	0.68%	3.42%	34.25%	6.16%
26 - 45	88	16	4	20	110	6	36.07%	6.56%	1.64%	8.20%	45.08%	2.46%
46 - 65	107	15	5	27	153	3	34.52%	4.84%	1.61%	8.71%	49.35%	0.97%
65+	68	8	1	23	102	1	33.50%	3.94%	0.49%	11.33%	50.25%	0.49%
Larte	126	16	5	22	143	15	38.53%	4.89%	1.53%	6.73%	43.73%	4.59%
Mesem	168	28	4	40	193	2	38.62%	6.44%	0.92%	9.20%	44.37%	0.46%
Ulet	39	6	2	13	79	2	27.66%	4.26%	1.42%	9.22%	56.03%	1.42%

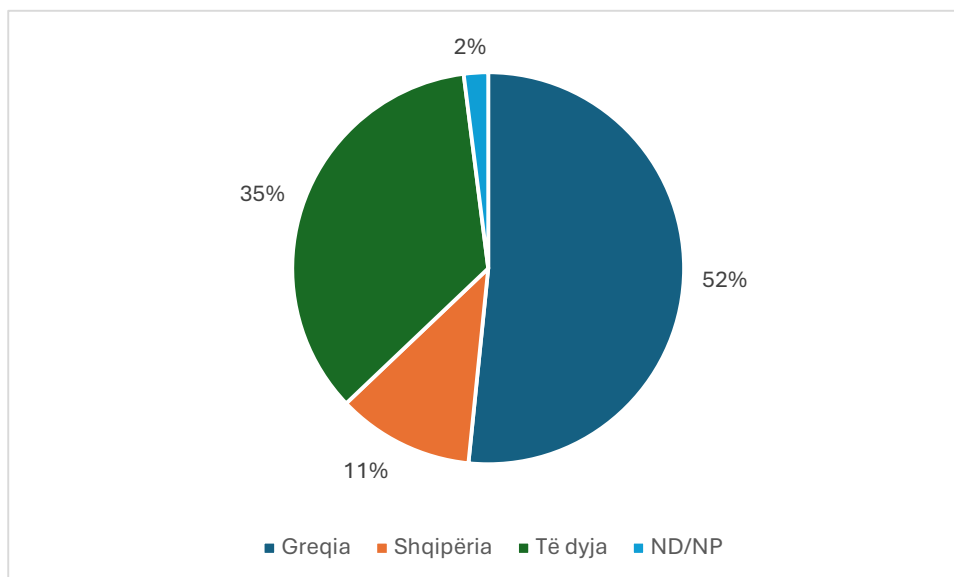


Pyetja 13 - Kush u favorizua më shumë në marrëdhëniet ekonomike mes dy vendeve, që nga vitet 1990...?

KUSH U FAVORIZUA MË SHUMË NË MARRËDHËNIET EKONOMIKE MES DY VENDEVE, QË NGA VITET 1990...?	GREQIA	SHQIPËRIA	TË DYJA	ND/NP	GREQIA %	SHQIPËRIA %	TË DYJA %	ND/NP %
	466	102	317	18	51.61%	11.30%	35.11%	1.99%
BERAT	7	5	7	1	35.00%	25.00%	35.00%	5.00%
DERVICAN	7	1	15	0	30.43%	4.35%	65.22%	0.00%
DEVOLL	11	1	8	0	55.00%	5.00%	40.00%	0.00%
DURRES	23	7	27	3	38.33%	11.67%	45.00%	5.00%
ELBASAN	33	2	13	0	68.75%	4.17%	27.08%	0.00%
FIER	30	8	22	0	50.00%	13.33%	36.67%	0.00%
GJIROKASTER	24	1	11	0	66.67%	2.78%	30.56%	0.00%
HIMARE	8	5	14	0	29.63%	18.52%	51.85%	0.00%
KORCE	25	8	22	5	41.67%	13.33%	36.67%	8.33%
LEZHE	6	3	6	0	40.00%	20.00%	40.00%	0.00%
LUSHNJE	9	3	8	0	45.00%	15.00%	40.00%	0.00%
PERMET	8	3	13	0	33.33%	12.50%	54.17%	0.00%
POGRADEC	15	1	16	0	46.88%	3.13%	50.00%	0.00%
RROGOZHINE	15	3	8	0	57.69%	11.54%	30.77%	0.00%
SARANDE	13	5	17	0	37.14%	14.29%	48.57%	0.00%
SHKODER	27	7	25	1	45.00%	11.67%	41.67%	1.67%
TEPELENE	12	0	3	0	80.00%	0.00%	20.00%	0.00%
TIRANE	150	25	67	8	60.00%	10.00%	26.80%	3.20%
VLORE	43	14	15	0	59.72%	19.44%	20.83%	0.00%
F	186	29	129	12	52.25%	8.15%	36.24%	3.37%
M	280	73	188	6	51.19%	13.35%	34.37%	1.10%
18 - 25	90	5	41	10	61.64%	3.42%	28.08%	6.85%
26 - 45	124	25	89	6	50.82%	10.25%	36.48%	2.46%
46 - 65	151	43	114	2	48.71%	13.87%	36.77%	0.65%
65+	101	29	73	0	49.75%	14.29%	35.96%	0.00%

LARTE	176	34	102	15	53.82%	10.40%	31.19%	4.59%
MESEM	231	54	149	1	53.10%	12.41%	34.25%	0.23%
ULET	59	14	66	2	41.84%	9.93%	46.81%	1.42%

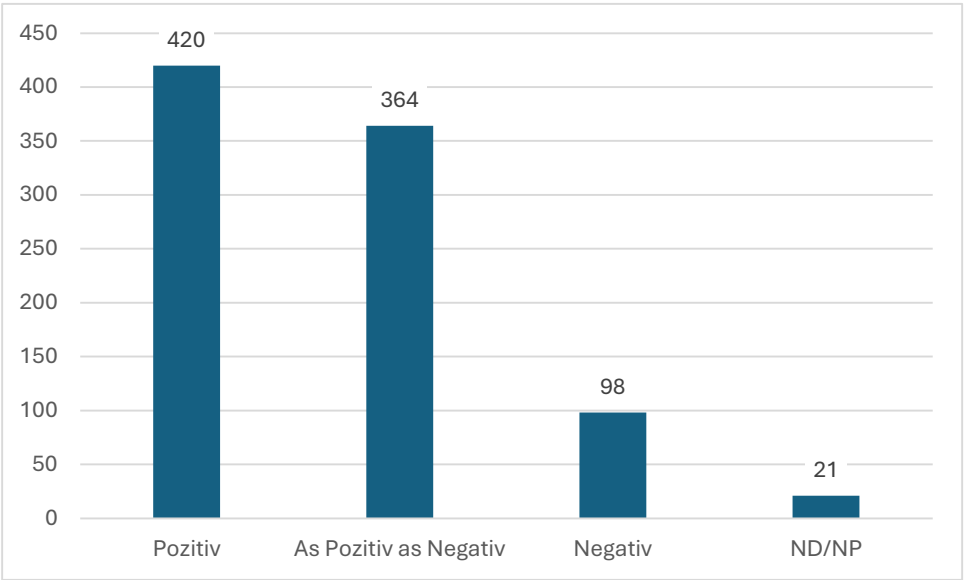
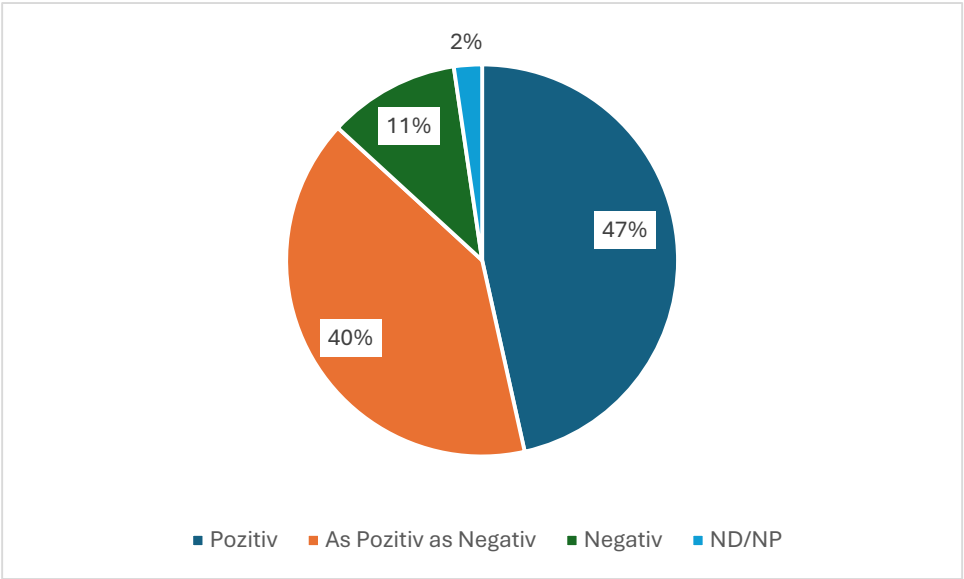




Pyetja 14 - Në përgjithësi, qëndrimi juaj personal ndaj grekëve është?

NË PËRGJITHËSI, QËNDRIMI JUAJ PERSONAL NDAJ GREKËVE ËSHTË?	POZITIV	AS POZITIV AS NEGATIV	NEGATIV	ND/NP	POZITIV %	AS POZITIV AS NEGATIV %	NEGATIV %	ND/NP %
		420	364	98	21	46.51%	40.31%	10.85%
BERAT	10	5	4	1	50.00%	25.00%	20.00%	5.00%
DERVICAN	20	3	0	0	86.96%	13.04%	0.00%	0.00%
DEVOLL	9	8	3	0	45.00%	40.00%	15.00%	0.00%
DURRES	27	27	6	0	45.00%	45.00%	10.00%	0.00%
ELBASAN	12	31	3	2	25.00%	64.58%	6.25%	4.17%
FIER	40	13	6	1	66.67%	21.67%	10.00%	1.67%
GJIROKASTER	16	18	1	1	44.44%	50.00%	2.78%	2.78%
HIMARE	24	3	0	0	88.89%	11.11%	0.00%	0.00%
KORCE	18	29	11	2	30.00%	48.33%	18.33%	3.33%
LEZHE	7	7	1	0	46.67%	46.67%	6.67%	0.00%

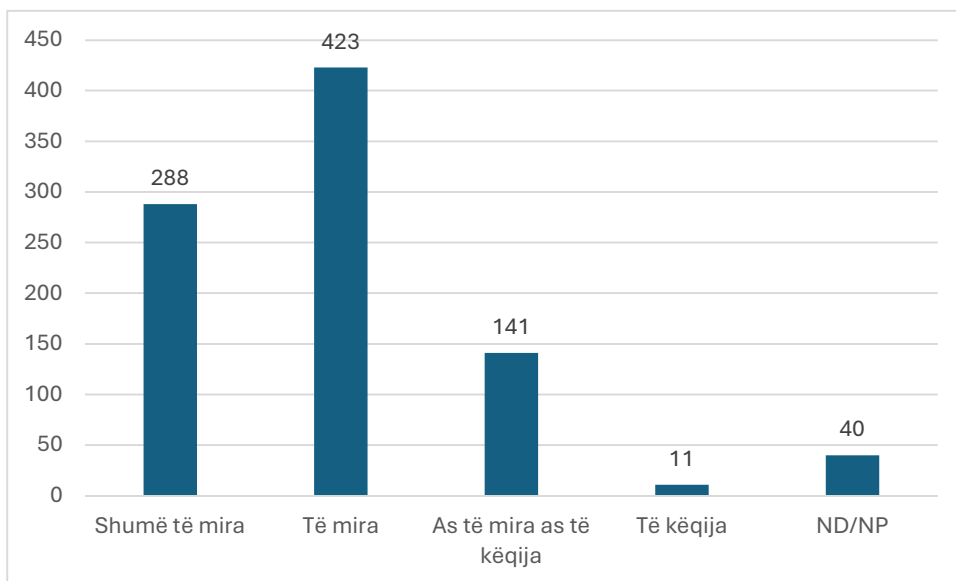
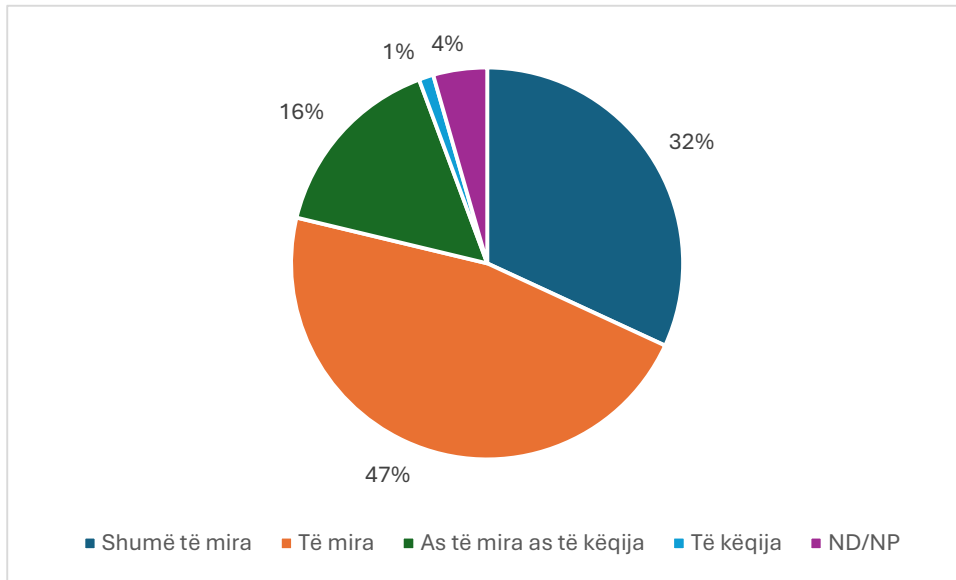
LUSHNJE	14	4	2	0	70.00%	20.00%	10.00%	0.00%
PERMET	12	12	0	0	50.00%	50.00%	0.00%	0.00%
POGRADEC	9	19	2	2	28.13%	59.38%	6.25%	6.25%
RROGOZHINE	17	7	2	0	65.38%	26.92%	7.69%	0.00%
SARANDE	23	6	6	0	65.71%	17.14%	17.14%	0.00%
SHKODER	30	24	4	2	50.00%	40.00%	6.67%	3.33%
TEPELENE	8	6	1	0	53.33%	40.00%	6.67%	0.00%
TIRANE	85	123	37	5	34.00%	49.20%	14.80%	2.00%
VLORE	39	19	9	5	54.17%	26.39%	12.50%	6.94%
F	147	169	27	13	41.29%	47.47%	7.58%	3.65%
M	273	195	71	8	49.91%	35.65%	12.98%	1.46%
18 - 25	37	78	26	5	25.34%	53.42%	17.81%	3.42%
26 - 45	96	110	29	9	39.34%	45.08%	11.89%	3.69%
46 - 65	169	113	25	3	54.52%	36.45%	8.06%	0.97%
65+	118	63	18	4	58.13%	31.03%	8.87%	1.97%
LARTE	127	143	49	8	38.84%	43.73%	14.98%	2.45%
MESEM	212	175	37	11	48.74%	40.23%	8.51%	2.53%
ULET	81	46	12	2	57.45%	32.62%	8.51%	1.42%



Pyetja 15 - Në përgjithësi, si do t'i vlerësonit marrëdhëniet e shqiptarëve me minoritetin grek në Shqipëri?

NË PËRGJITHËSI, SI DO T'I VLERËSONIT MARRËDHËNIET E SHQIPTARËVE ME MINORITETIN GREK NË SHQIPËRI?	SHUMË TË MIRA	TË MIRA	ASTË MIRA AS TË KËQIJA	TË KËQIJA	ND/NP	SHUMË TË MIRA %	TË MIRA %	ASTË MIRA AS TË KËQIJA %	TË KËQIJA %	ND/NP %
	288	423	141	11	40	31.89%	46.84%	15.61%	1.22%	4.43%
BERAT	8	9	1	1	1	40.00%	45.00%	5.00%	5.00%	5.00%
DERVICAN	15	7	1	0	0	65.22%	30.43%	4.35%	0.00%	0.00%
DEVOLL	5	6	7	1	1	25.00%	30.00%	35.00%	5.00%	5.00%
DURRES	19	25	12	1	3	31.67%	41.67%	20.00%	1.67%	5.00%
ELBASAN	10	24	11	1	2	20.83%	50.00%	22.92%	2.08%	4.17%
FIER	19	29	7	2	3	31.67%	48.33%	11.67%	3.33%	5.00%
GJIROKASTER	14	19	2	0	1	38.89%	52.78%	5.56%	0.00%	2.78%
HIMARE	20	3	2	2	0	74.07%	11.11%	7.41%	7.41%	0.00%
KORCE	11	31	15	0	3	18.33%	51.67%	25.00%	0.00%	5.00%
LEZHE	3	10	2	0	0	20.00%	66.67%	13.33%	0.00%	0.00%
LUSHNJE	11	7	0	0	2	55.00%	35.00%	0.00%	0.00%	10.00%
PERMET	9	12	3	0	0	37.50%	50.00%	12.50%	0.00%	0.00%
POGRADEC	6	18	5	0	3	18.75%	56.25%	15.63%	0.00%	9.38%
RROGOZHINE	11	10	1	0	4	42.31%	38.46%	3.85%	0.00%	15.38%
SARANDE	23	11	1	0	0	65.71%	31.43%	2.86%	0.00%	0.00%
SHKODER	17	32	8	0	3	28.33%	53.33%	13.33%	0.00%	5.00%
TEPELENE	10	5	0	0	0	66.67%	33.33%	0.00%	0.00%	0.00%
TIRANE	49	129	56	3	13	19.60%	51.60%	22.40%	1.20%	5.20%
VLORE	28	36	7	0	1	38.89%	50.00%	9.72%	0.00%	1.39%
F	84	179	69	3	21	23.60%	50.28%	19.38%	0.84%	5.90%
M	204	244	72	8	19	37.29%	44.61%	13.16%	1.46%	3.47%
18 - 25	21	76	36	4	9	14.38%	52.05%	24.66%	2.74%	6.16%
26 - 45	74	103	48	3	16	30.33%	42.21%	19.67%	1.23%	6.56%
46 - 65	111	154	35	2	8	35.81%	49.68%	11.29%	0.65%	2.58%
65+	82	90	22	2	7	40.39%	44.33%	10.84%	0.99%	3.45%
LARTE	94	155	53	6	19	28.75%	47.40%	16.21%	1.83%	5.81%

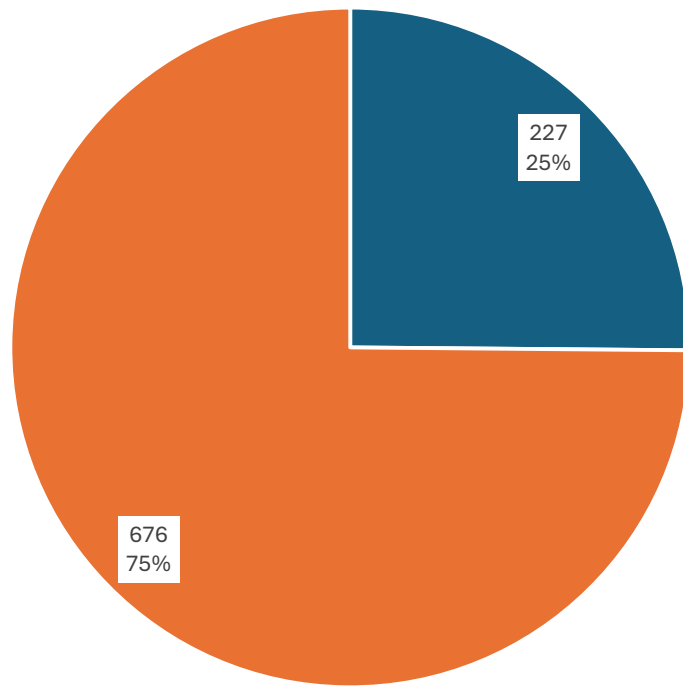
MESEM	160	197	63	3	12	36.78%	45.29%	14.48%	0.69%	2.76%
ULET	34	71	25	2	9	24.11%	50.35%	17.73%	1.42%	6.38%



Pyetja 16 - A ke ndonjë person të afërm me origjinë greke ?

A KE NDONJË PERSON TË AFËRM ME ORIGINË GREKE ?	PO	JO	PO %	JO %
	227	676	25.14%	74.86%
BERAT	2	18	10.00%	90.00%
DERVICAN	18	5	78.26%	21.74%
DEVOLL	9	11	45.00%	55.00%
DURRES	14	46	23.33%	76.67%
ELBASAN	9	39	18.75%	81.25%
FIER	13	47	21.67%	78.33%
GJIROKASTER	14	22	38.89%	61.11%
HIMARE	9	18	33.33%	66.67%
KORCE	19	41	31.67%	68.33%
LEZHE	1	14	6.67%	93.33%
LUSHNJE	5	15	25.00%	75.00%
PERMET	4	20	16.67%	83.33%
POGRADEC	4	28	12.50%	87.50%
RROGOZHINE	5	21	19.23%	80.77%
SARANDE	14	21	40.00%	60.00%
SHKODER	11	49	18.33%	81.67%
TEPELENE	4	11	26.67%	73.33%
TIRANE	57	193	22.80%	77.20%
VLORE	15	57	20.83%	79.17%
F	93	263	26.12%	73.88%
M	134	413	24.50%	75.50%

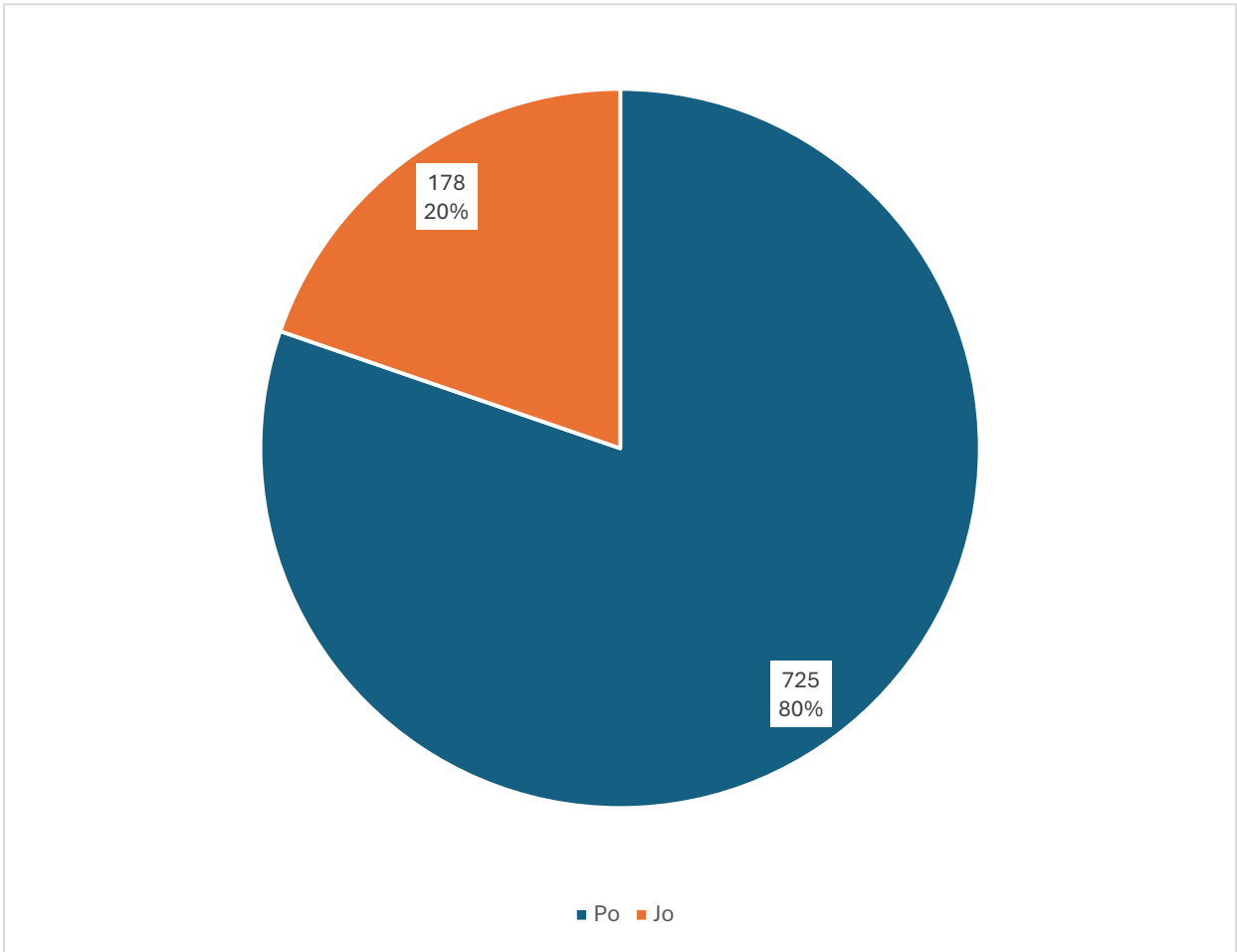
18 - 25	46	100	31.51%	68.49%
26 - 45	61	183	25.00%	75.00%
46 - 65	81	229	26.13%	73.87%
65+	39	164	19.21%	80.79%
LARTE	90	237	9.97%	26.25%
MESEM	99	336	10.96%	37.21%
ULET	38	103	4.21%	11.41%



■ Po ■ Jo

Pyetja 17 - A ke ndonjë familjar ose ndonjë person të afërm që është emigrant në Greqi?

A ke ndonjë familjar ose ndonjë person të afërm që është emigrant në Greqi?	Po	Jo	Po %	Jo %
	725	178	80.29%	19.71%
BERAT	15	5	75.00%	25.00%
DERVICAN	22	1	95.65%	4.35%
DEVOLL	19	1	95.00%	5.00%
DURRES	46	14	76.67%	23.33%
ELBASAN	39	9	81.25%	18.75%
FIER	48	12	80.00%	20.00%
GJIROKASTER	30	6	83.33%	16.67%
HIMARE	27		100.00%	0.00%
KORCE	53	7	88.33%	11.67%
LEZHE	13	2	86.67%	13.33%
LUSHNJE	18	2	90.00%	10.00%
PERMET	20	4	83.33%	16.67%
POGRADEC	23	9	71.88%	28.13%
RROGOZHINE	16	10	61.54%	38.46%
SARANDE	32	3	91.43%	8.57%
SHKODER	35	25	58.33%	41.67%
TEPELENE	15		100.00%	0.00%
TIRANE	193	57	77.20%	22.80%
VLORE	61	11	84.72%	15.28%
F	295	61	82.87%	17.13%
M	430	117	78.61%	21.39%
18 - 25	120	26	82.19%	17.81%
26 - 45	210	34	86.07%	13.93%
46 - 65	253	57	81.61%	18.39%
65+	142	61	69.95%	30.05%
Larte	257	70	78.59%	21.41%
Mesem	357	78	82.07%	17.93%
Ulet	111	30	78.72%	21.28%

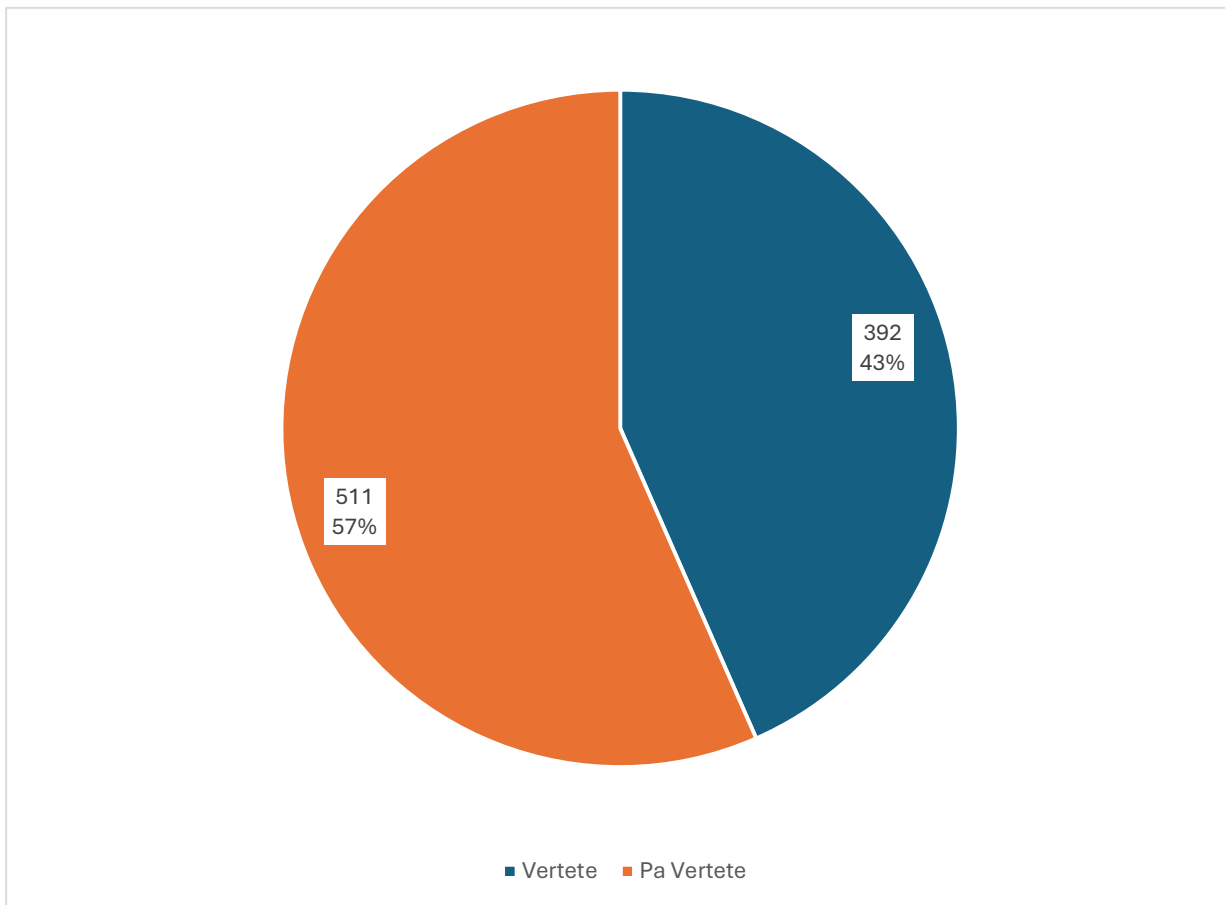


Pyetja 18 - Cila nga vlerësimet e mëposhtme është e Vërtetë dhe cila është e Pavërtetë?

A. Shqiptarët dhe Grekët nuk kanë luftuar kurrë kundër njëri – tjetrit

SHQIPTARËT DHE GREKËT NUK KANË LUFTUAR KURRË KUNDËR NJËRI – TJETRIT	VERTETE	PA VERTETE	VERTETE %	PA VERTETE %	TOTAL
	392	511	43.41%	56.59%	903
BERAT	12	8	60.00%	40.00%	20
DERVICAN	17	6	73.91%	26.09%	23
DEVOLL	1	19	5.00%	95.00%	20
DURRES	24	36	40.00%	60.00%	60
ELBASAN	24	24	50.00%	50.00%	48
FIER	27	33	45.00%	55.00%	60
GJIROKASTER	17	19	47.22%	52.78%	36
HIMARE	22	5	81.48%	18.52%	27
KORCE	38	22	63.33%	36.67%	60
LEZHE	10	5	66.67%	33.33%	15
LUSHNJE	20		100.00%	0.00%	20
PERMET	16	8	66.67%	33.33%	24
POGRADEC	14	18	43.75%	56.25%	32
RROGOZHINE	8	18	30.77%	69.23%	26
SARANDE	7	28	20.00%	80.00%	35
SHKODER	28	32	46.67%	53.33%	60
TEPELENE	5	10	33.33%	66.67%	15
TIRANE	85	165	34.00%	66.00%	250
VLORE	17	55	23.61%	76.39%	72
F	154	202	43.26%	56.74%	356
M	238	309	43.51%	56.49%	547

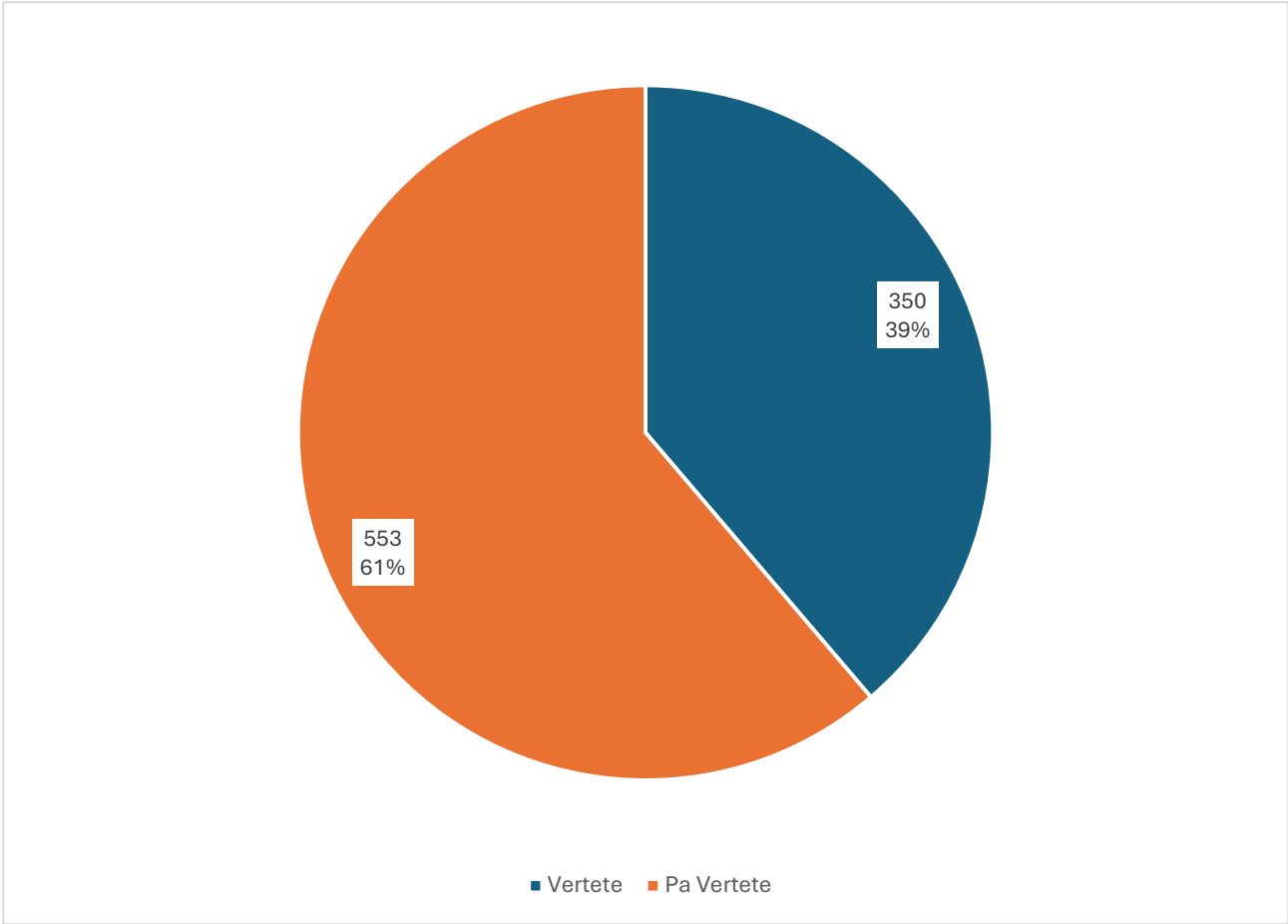
18 - 25	56	90	38.36%	61.64%	146
26 - 45	100	144	40.98%	59.02%	244
46 - 65	141	169	45.48%	54.52%	310
65+	95	108	46.80%	53.20%	203
LARTE	124	203	37.92%	62.08%	327
MESEM	193	242	44.37%	55.63%	435
ULET	75	66	53.19%	46.81%	141



B. Qeveria Greke mbështet me të vërtetë antarësimin e Shqipërisë në BE

QEVERIA GREKE MBËSHTET ME TË VËRTETË ANTARËSIMIN E SHQIPËRISË NË BE	VERTETE	PA VERTETE	VERTETE %	PA VERTETE %
	350	553	38.76%	61.24%
BERAT	10	10	50.00%	50.00%
DERVICAN	19	4	82.61%	17.39%
DEVOLL	9	11	45.00%	55.00%
DURRES	25	35	41.67%	58.33%
ELBASAN	13	35	27.08%	72.92%
FIER	24	36	40.00%	60.00%
GJIROKASTER	15	21	41.67%	58.33%
HIMARE	26	1	96.30%	3.70%
KORCE	20	40	33.33%	66.67%
LEZHE	4	11	26.67%	73.33%
LUSHNJE	9	11	45.00%	55.00%
PERMET	13	11	54.17%	45.83%
POGRADEC	10	22	31.25%	68.75%
RROGOZHINE	11	15	42.31%	57.69%

SARANDE	16	19	45.71%	54.29%
SHKODER	22	38	36.67%	63.33%
TEPELENE	6	9	40.00%	60.00%
TIRANE	84	166	33.60%	66.40%
VLORE	14	58	19.44%	80.56%
F	133	223	37.36%	62.64%
M	217	330	39.67%	60.33%
18 - 25	43	103	29.45%	70.55%
26 - 45	82	162	33.61%	66.39%
46 - 65	128	182	41.29%	58.71%
65+	97	106	47.78%	52.22%
LARTE	206	121	63.00%	37.00%
MESEM	269	166	61.84%	38.16%
ULET	78	63	55.32%	44.68%



Në politikë ne zakonisht përdorim termat “I Djathtë”, “I Majtë”. Ju si e konsideroni veten tuaj?	I Majtë	Qendër e Majtë	Në Qendër	Qendër e Djathtë	I Djathtë	Pa parti	I Majtë %	Qendër e Majtë %	Në Qendër %	Qendër e Djathtë %	I Djathtë %	Pa parti %
	256	16	43	25	220	343	28.35%	1.77%	4.76%	2.77%	24.36%	37.98%
BERAT	11	0	0	0	3	6	55.00%	0.00%	0.00%	0.00%	15.00%	30.00%
DERVICAN	10	1	0	0	6	6	43.48%	4.35%	0.00%	0.00%	26.09%	26.09%
DEVOLL	5	0	1	1	7	6	25.00%	0.00%	5.00%	5.00%	35.00%	30.00%
DURRES	10	3	4	1	10	32	16.67%	5.00%	6.67%	1.67%	16.67%	53.33%
ELBASAN	17	0	1	0	14	16	35.42%	0.00%	2.08%	0.00%	29.17%	33.33%
FIER	10	0	6	1	15	28	16.67%	0.00%	10.00%	1.67%	25.00%	46.67%
GJIROKASTER	8	0	0	1	12	15	22.22%	0.00%	0.00%	2.78%	33.33%	41.67%
HIMARE	8	0	2	0	5	12	29.63%	0.00%	7.41%	0.00%	18.52%	44.44%
KORCE	16	1	3	2	24	14	26.67%	1.67%	5.00%	3.33%	40.00%	23.33%
LEZHE	4	0	2	0	4	5	26.67%	0.00%	13.33%	0.00%	26.67%	33.33%
LUSHNJE	8	0	1	1	6	4	40.00%	0.00%	5.00%	5.00%	30.00%	20.00%
PERMET	10	0	0	1	8	5	41.67%	0.00%	0.00%	4.17%	33.33%	20.83%
POGRADEC	11	0	0	0	9	12	34.38%	0.00%	0.00%	0.00%	28.13%	37.50%
RROGOZHINE	10	0	1	0	6	9	38.46%	0.00%	3.85%	0.00%	23.08%	34.62%
SARANDE	12	0	1	0	2	20	34.29%	0.00%	2.86%	0.00%	5.71%	57.14%
SHKODER	15	0	2	1	21	21	25.00%	0.00%	3.33%	1.67%	35.00%	35.00%
TEPELENE	7	1	1	0	1	5	46.67%	6.67%	6.67%	0.00%	6.67%	33.33%
TIRANE	61	10	12	15	55	97	24.40%	4.00%	4.80%	6.00%	22.00%	38.80%
VLORE	23	0	6	1	12	30	31.94%	0.00%	8.33%	1.39%	16.67%	41.67%
F	95	9	9	11	86	146	26.69%	2.53%	2.53%	3.09%	24.16%	41.01%
M	161	7	34	14	134	197	29.43%	1.28%	6.22%	2.56%	24.50%	36.01%
18 - 25	32	4	8	8	31	63	21.92%	2.74%	5.48%	5.48%	21.23%	43.15%
26 - 45	51	5	9	12	55	112	20.90%	2.05%	3.69%	4.92%	22.54%	45.90%
46 - 65	81	3	17	4	89	116	26.13%	0.97%	5.48%	1.29%	28.71%	37.42%
65+	92	4	9	1	45	52	45.32%	1.97%	4.43%	0.49%	22.17%	25.62%
Larte	75	9	15	19	66	143	22.94%	2.75%	4.59%	5.81%	20.18%	43.73%
Mesem	132	6	26	6	109	156	30.34%	1.38%	5.98%	1.38%	25.06%	35.86%
Ulet	49	1	2	0	45	44	34.75%	0.71%	1.42%	0.00%	31.91%	31.21%

